

MGD GIRLS' SCHOOL, JAIPUR

CLASS-II

HOME STUDY:

CONTENT AND ASSIGNMENT

3

Dear Parents,

- Help your ward to understand the topics given with the help of links provided.
- Students will do the work in the notebook already made.
- Students should complete the given work by 30th April 2020.
- Answer key for the second assignment (11 April to 20 April) is given at the end.
- To view the video, kindly copy and paste the link in Google search bar.
- Feedback (if any) can be sent to email ID- **masarrat111.mk@gmail.com**

Subject: English

Worksheet - 5

Topic : Synonyms

Similar meaning words are called synonyms.

For example:

Large – big

Warm - cozy

Link: <https://www.youtube.com/watch?v=jzDHkkA44TU>

Write fill in the blanks in the notebook and complete the work

Synonyms

 Directions: Circle the correct synonym for the underlined word.

1. Dylan was glum because he could not go to the party.

chewy

happy

sad

glad

2. A little mouse ran under the kitchen table.

tiny

furry

cute

big

3. Karlee was sleepy because she stayed up late last night.

awake

tired

mad

small

4. Jakob found a small rock on the playground.

ball

music

leaf

stone

5. Kayleigh knew all of the correct answers.

wrong

right

same

left

6. The class was very noisy at lunch.

loud

curious

quiet

glad

Subject: English

Worksheet : 6

Topic: Singular and plural (one and many)

Read these sentences.

You have learnt that we add *-s* to some nouns to make them more than one. For example,

- dove—doves
- tree—trees
- hunter—hunters
- net—nets

Some nouns ending in *-ch*, *-sh*, *-z*, *-ss*, *-s* and *-x* take an *-es* to make them more than one. For example,

- branch—branches
- bush—bushes
- bus—buses
- glass—glasses
- fox—foxes
- buzz—buzzes



Link: <https://www.youtube.com/watch?v=ID1OaD4FBqM>

Copy the worksheet in the notebook and complete the work

Plural Nouns
Grade 2 Nouns Worksheet

Write the plural words: Add "s" or "es".

Hint: For nouns ending in *s*, *x*, *z*, *ch* or *sh*, add *-es* at the end.
one box, two boxes.

1) block _____

2) pot _____

3) pan _____

4) plate _____

5) dish _____

6) spoon _____

7) fork _____

8) box _____

9) sandwich _____

10) apple _____


11) orange _____

12) chair _____

13) table _____

14) truck _____

15) car _____



Subject: Hindi

अभ्यास पत्र: 4

विषय: मात्राएँ

Video Link: <https://www.youtube.com/watch?v=pWuBOYr1Ygk>

अपनी पुस्तिका में नीचे दी हुई मात्राओं के दो - दो शब्द लिखिए

दी गई मात्राओं के दो-दो शब्द लिखिए		
आ	।	<input type="text"/>
इ	ि	<input type="text"/>
ई	ी	<input type="text"/>
उ	ु	<input type="text"/>
ऊ	ू	<input type="text"/>
ऋ	ॠ	<input type="text"/>
ए	ै	<input type="text"/>
ऐ	ॡ	<input type="text"/>
ओ	ॢ	<input type="text"/>
औ	ॣ	<input type="text"/>

1

Subject: Hindi

अभ्यास पत्र: 5

विषय: वचन

Video Link: <https://www.youtube.com/watch?v=16zVRagRajo>

वचन

इन शब्दों के एकवचन और बहुवचन के सही जोड़े बनाकर लिखे-

खिलीना तारे	एकवचन	बहुवचन
ऊंगलियाँ	_____	_____
खिलीने	_____	_____
कली	_____	_____
आँख	_____	_____
तारा	_____	_____
ऊंगली	_____	_____
घोटल	_____	_____
कलियाँ	_____	_____
मालाएँ	_____	_____
आँखे	_____	_____
घोटले	_____	_____
माला	_____	_____



Subject: Mathematics

Worksheet 5

Topic: Greater than, lesser than or equal to.

Video Link: <https://www.youtube.com/watch?v=rLZbniMGAVA>

Compare two digit number using greater than or lesser than or equal to mark.
Write the questions in the notebook and complete the work.

28_24

67_14

71_69

94_37

44_24

34_43

14_54

10_63

66_52

88_71

23_81

41_32

50_61

46_30

26_18

42_39

37_67

34_20

89_26

20_74

87_91



Subject: Mathematics


Worksheet 6

Topic: Odd and even numbers

Video Link: <https://www.youtube.com/watch?v=gimimpKjIgd4>

Copy the questions in the notebook and complete the work.

Color the even numbers red.
Color the odd numbers blue.



2	9	7	
12	1	19	8
6	13	16	5
11	3	15	10
20	17	4	18

even
RED

odd
BLUE

Subject: EVS

Topic: My Home

Video Link: <https://youtu.be/9QRh1udMUW8>
<https://youtu.be/CqH2QYt6oOc>

Chapter Synopsis

- Depending on the climate and surroundings, people in different places live in different kinds of houses.
- Early humans lived in caves and forests.
- If we do not get enough fresh air, we could fall sick. Therefore, a good home has doors and windows that allow fresh air and sunlight into the rooms.



- A good house must also have good ventilation.
- Windows provide our house with ventilation and a view of our surroundings.
- We come in and go out of the house through the doors.
- Wire netting allows fresh air and sunlight into the house without letting small insects like flies and mosquitoes in.

Subject: EVS

Worksheet:4

Match the following:

column A

Kitchen

Living room

Dining room

Bedroom

Bathroom

Column B

Meeting guests

Sleeping





Cooking food

Bathing

Having meals

Identify how you can take care of your home.

Write the correct letter of the picture in the box.

1	Keep the home clean	<input type="text"/>	 a
2	Save electricity	<input type="text"/>	 b
3	Conserve water	<input type="text"/>	 c
4	Help out with household chores	<input type="text"/>	 d

Subject: EVS

Worksheet: 5

Tick mark the correct option

1. The early humans lived in _____.

a. mansions

b. tents

c. caves

2. Homes have doors for _____.

a. providing a view of the surroundings

b. coming in and going out

c. letting sunlight into the house

3. Homes have windows for _____.

a. providing a view of the surroundings

b. coming in and going out

c. letting insects into the house

4. We put wire netting on the doors and windows to keep the _____ out.

a. mosquitoes

b. sunlight

c. fresh air

5. To take care of our homes, we should _____.

a. conserve water

b. waste electricity

c. litter

Art & Craft Assignment:

NOTE:

- USE PLAIN SHEET (A 4) OR 1/4 OF NEWSPAPER
- MAKE 6 FORMS USING HAND TRACING

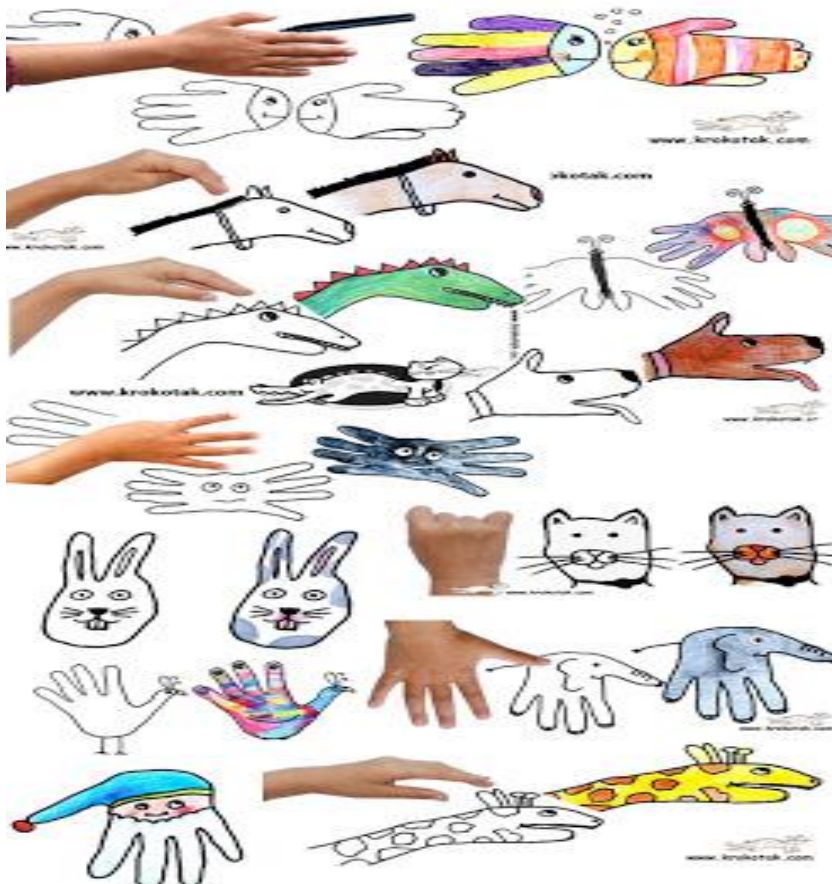
TOPIC- HAND TRACING 6 FORMS

MATERIAL REQUIRED - PLAIN WHITE SHEET, COLOURS , NEWSPAPER

VIDEO LINK - <https://youtu.be/qJNSOte9h4I>

STEPS:

- PLACE YOUR HAND ON A PEICE OF PAPER AND WITH OTHER HAND TRY TO MAKE THE OUTLINE OF YOUR HAND.
- NOW REMOVE YOUR HAND AND SEE THE FORM AND CREATE THE FORM ACCORDING TO YOUR VISUALISATION.
- THEN, COLOUR IT.



Assignment 2 - Answer Key

English:

Worksheet 3:

Answer Key: medal – common, Mrs. Cooper – proper, Statue of Liberty – proper, handbag – common, The Phillippines – proper, Helicopter- common, rug- common, frozen yogurt-common, girl-common, shirt – common, Golden Gate Bridge-proper.

English:

Worksheet 4:

Answer Key: bad-good, big – small, cold – hot, dark – light, fast – slow, high – low, old – young, short - tall

EVS

Worksheet 2:

Answer Key: Left side words – hair, ears, mouth, arm, leg
Right side words- face, eye, nose, teeth, body, feet

EVS

Worksheet 3:

Answer Key: 1. brain, 2. heart, 3. lungs, 4. stomach

Math

Worksheet 3:

Answer Key: left: Ascending order – 22,33, 35, 56, 87/ 45,63,64,97,98/
17,20,23,36,85/ 0,49,56,79,88/ 39,52,58,65,76/ 63,74,80,82,96

Right: Descending Order- 83,52,49,34,5/ 91,84,48,37,35/ 89,74,57,26,23/
75,56,36,12,4/ 98,64,30,24,16/ 67, 54, 47, 38, 29.

Math

Worksheet 4:

Answer Key: 7,3/ 9,5/ 2,3/ 4,8/ 5,4/ 6,0/ 9,8/ 8,7/ 1,1/ 6,3/ 5,9/ 2,8

Hindi

अभ्यास पत्र- 3

Answer Key: 1) राज आ, माला ला / राज लाल अनार खा /
ताज टमाटर ला, खाना खा / रमा नाक, हाथ साफ़ कर