

# MGD GIRLS' SCHOOL, JAIPUR

## CLASS-II

### HOME STUDY:

### CONTENT AND ASSIGNMENT

2

Dear Parents,

- Help your ward to understand the topics given with the help of links provided.
- Students will do the work in the notebook already made.
- Students should complete the given work by 20th April 2020.
- Students will keep the work done at home and bring it to school when the school reopens.
- Answer key to the worksheets given on 1<sup>st</sup> April is given at the end.
- To view the video, kindly copy and paste the link in Google search bar.
- Feedback if any can be sent to email ID- **masarrat111.mk@gmail.com**

# Subject: English

## Worksheet 3

**Topic:** Common and Proper Nouns

**Video Link:** <https://youtu.be/-g7Os65-9ro>

In your notebook, write each word and label them as a common or proper noun.

### Common Or Proper Noun

A common noun is a person, place, or thing.

*Example: car, tree, house, girl*

A proper noun is the name of a particular person, place, or thing.

*Example: Mr. Smith, The Robinson School, San Francisco*

Look at the words below and label them as a common or proper noun. See the example.

tent common   Japan proper

medal \_\_\_\_\_   rug \_\_\_\_\_

Mrs. Cooper \_\_\_\_\_   frozen yogurt \_\_\_\_\_

Statue of Liberty \_\_\_\_\_   paintbrush \_\_\_\_\_

handbag \_\_\_\_\_   girl \_\_\_\_\_

The Philippines \_\_\_\_\_   shirt \_\_\_\_\_

helicopter \_\_\_\_\_   Golden Gate Bridge \_\_\_\_\_

**Subject: English**

**Worksheet 4**

**Topic:** Opposites

**Video:** <https://youtu.be/TW4OQxUVjiE>

Copy the words in your notebook and then match the word on the left to its opposite word on the right.

## Matching: Opposite Words

Opposite words are called *antonyms*.

Match each word in the left column with its opposite in the right column.

bad

good

big

hot

cold

light

dark

low

fast

slow

high

small

old

tall

short

young

## Subject: EVS

### Worksheet: 2

**Topic:** My Body – Parts of the Body

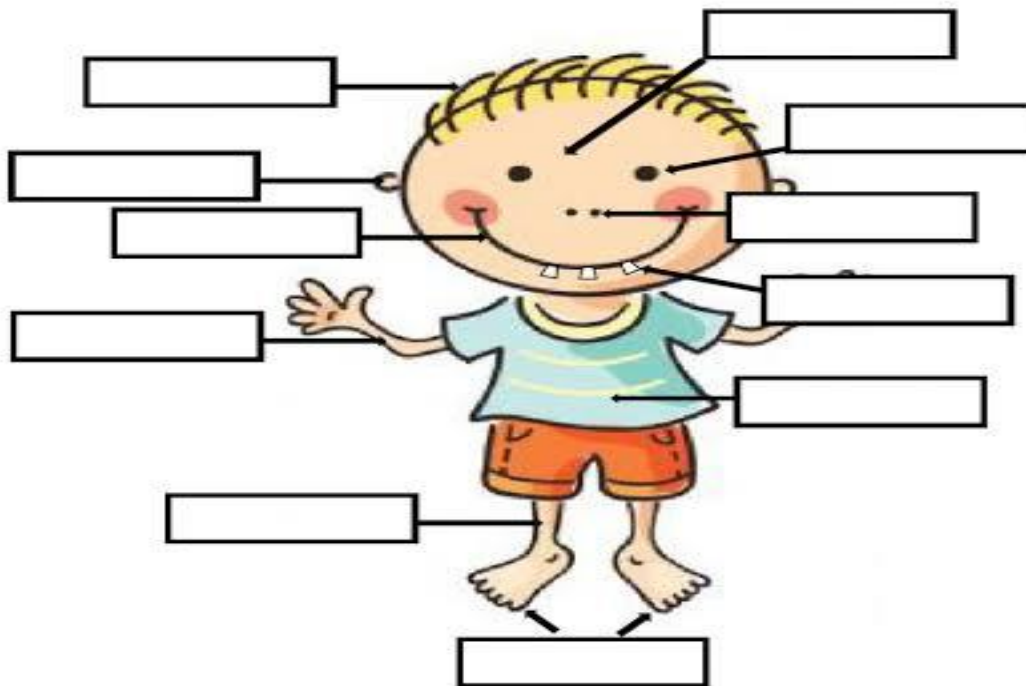
**Video Link:** <https://youtu.be/8nGRgw1Bwyo>

**Activity:** On an A4 sheet draw an outline of your hand/ foot. Make an animal or bird using this sketch and color it.

Take a print out of the worksheet or in your notebook draw a simple human figure and label the parts of the body.



### Label the Body Parts



hair	ear
leg	teeth
arm	mouth
eye	face
feet	nose
	body

## Subject: EVS

### Worksheet: 3

**Topic:** My Body – Internal Organs


**Video Link:** <https://youtu.be/rRaAO2nI9qM>


In your notebook, write the completed sentences and underline the missing words.

## Human Body


Check the correct words to complete the sentences below.


**1.** The \_\_\_\_ is the control center for our body.

  
 brain


  
 heart


**2.** The \_\_\_\_ pumps blood around the body.

  
 stomach


  
 heart


**3.** We use our \_\_\_\_ to breathe.

  
 heart

  
 lungs

**4.** We need our \_\_\_\_ to digest food.

  
 lungs

  
 stomach

Subject: Mathematics

Worksheet 3

- Topic: Ascending and Descending order

Video Link: <https://youtu.be/Ji0tuVmezgl>

**In your notebook, write the numbers in ascending (small to big) left side and descending order (big to small) right side**

**number ORDER**

56, 22, 35, 33, 87  
—, —, —, —, —

63, 98, 97, 45, 64  
—, —, —, —, —

20, 17, 36, 85, 23  
—, —, —, —, —

49, 56, 88, 79, 0  
—, —, —, —, —

52, 76, 65, 58, 39  
—, —, —, —, —

82, 96, 80, 74, 63  
—, —, —, —, —

52, 49, 34, 83, 5  
—, —, —, —, —

35, 84, 91, 37, 48  
—, —, —, —, —

26, 89, 57, 23, 74  
—, —, —, —, —

12, 56, 75, 36, 4  
—, —, —, —, —

98, 64, 24, 30, 16  
—, —, —, —, —

67, 54, 38, 29, 47  
—, —, —, —, —

## Subject: Mathematics

### Worksheet 4

Topic: Place Value

Video Link: <https://youtu.be/EVnrsoyRFU>

# Place Value

Regroup - up to 99

73	=	<input type="text"/>	tens	+	<input type="text"/>	ones
95	=	<input type="text"/>	tens	+	<input type="text"/>	ones
23	=	<input type="text"/>	tens	+	<input type="text"/>	ones
48	=	<input type="text"/>	tens	+	<input type="text"/>	ones
54	=	<input type="text"/>	tens	+	<input type="text"/>	ones
60	=	<input type="text"/>	tens	+	<input type="text"/>	ones
98	=	<input type="text"/>	tens	+	<input type="text"/>	ones
87	=	<input type="text"/>	tens	+	<input type="text"/>	ones
11	=	<input type="text"/>	tens	+	<input type="text"/>	ones
63	=	<input type="text"/>	tens	+	<input type="text"/>	ones
59	=	<input type="text"/>	tens	+	<input type="text"/>	ones
28	=	<input type="text"/>	tens	+	<input type="text"/>	ones

## विषय: हिन्दी

### अभ्यास पत्र: 3

विषय: मात्राएँ

#### 1) आ की मात्रा लगाइए।

र\_\_ज अ\_\_, म\_\_ल\_\_, ल\_\_।

र\_\_ज ल\_\_ल अन\_\_र ख\_\_।


त\_\_ज टम\_\_टर ल\_\_, ख\_\_न\_\_ख\_\_।

रम\_\_न\_\_क, ह\_\_थ स\_\_फ कर।

#### 2) चित्र देखकर नाम बोलो। 'इ' की मात्रा पर ○ लगाओ।



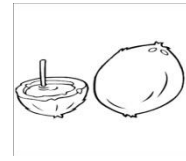
गिलास



सितार



तकिया



नारियल

**गतिविधि:** छात्राएँ अखबार में से निम्नलिखित मात्राओं के 5-5 शब्द काटें, मात्राओं पर गोला लगाएँ, और अपनी कॉपी में चिपकाएँ।

आ, इ, ई, उ, ऊ, ए, ओ, औ

उदाहरण: आ - अ ख(बा)र

### Art & Craft Assignment: Integrated with EVS

Make a cut out of your body using newspaper (you can join the newspaper and do the work).



## Assignment 1 – Answer Key

### English:

Worksheet 1

<i>Person</i>	<i>Thing</i>	<i>Place</i>	<i>Animal</i>
mother	flower	school	dog
driver	tree	den	bee
boy	cake	farm	cow
pilot	ring	home	monkey
thief	pen	zoo	yak
teacher	sack	class	lion
king	water	jungle	crow
			sheep
			wolf

### English

Worksheet 2

Circled person would be as follow:

farmer, doctor, mother, father, policeman

### Maths:

Worksheet 1

Forty four, seventy eight, twenty eight, eighty six, seventy five, thirty six, nineteen, twenty two, ninety seven, fifty five, sixty two, thirty three, eighty four, sixty six.

### हिन्दी:

अभ्यास पत्र -1

