

MGD GIRLS' SCHOOL, JAIPUR

PREP SECTION

CLASS IV: SUMMER WORK PLAN 2024

DEAR PARENTS

GREETINGS FROM MGD!!

Summer Break is the time to relax and rejuvenate.

Here are some interesting ways in which you can engage yourself and your kids during this SUMMER BREAK. We are sharing with you a few worksheets and activities that will help you in optimizing the time and nurture their creativity

LET'S HAVE FUN DURING OUR VACATIONS

**BUT ALL WORK AND NO PLAY MAKES JACK A DULL BOY
SO LET US ALL GET READY TO DO BOTH – WORK AND
PLAY**



Dancing is not only Fun, but is also good for Fitness too.

"True enjoyment comes from activity of the mind and exercise of the body; the two are ever united."

Dancing has a way of taking

Your blues away. It doesn't matter if it's the Electric Slide, the Macarena or your own crazy moves. Who hasn't gotten lost in an upbeat song as we jump around? But not only does dance feel good to the soul, dancing also has some major health perks.

Check out these links and enjoy!!! Have a Dance Party!

LINKS:

[ZUMBA DANCE SESSION- DAY 1,](#)

[ZUMBA DANCE SESSION- DAY 2,](#)

[ZUMBA DANCE SESSION- DAY 3,](#)

[ZUMBA DANCE SESSION- DAY 4,](#)

[ZUMBA DANCE SESSION- DAY 5,](#)

[ZUMBA DANCE SESSION- DAY 6](#)



HERE are some interesting ways in which you can engage yourself and your kids during this **SUMMER BREAK**

- **Encourage them to lend a helping hand** in household chores like preparing meals, setting the table, cleaning up after meals, tidying up the house etc.



- **Play games like 'I Spy' and 'Dumb Charades'**. Ask questions related to things hidden in and around the room Like 'I spy with my little eye something that has three blades on it.'



- **Nurture the gift of imagination:**

Give old and reusable stuff like cartons, envelopes, cards, glue, and newspaper and ask the child to create something. Once done, encourage them to speak about their creation.

- **Encourage your children to maintain a daily diary** as it helpsthem to speak their minds. Tell the children that every day before bedtime, they can either draw or write about at least one thing that happened that day, an incident that they would like to remember.

- **Have an indoor family picnic/camping party.** Use pillows, cushions, and bedsheets to give it an outdoor picnic feel. Serve food items that the children relish, play board games like Ludo, monopoly, carrom etc. Don't miss the unending happiness on the children's faces.

- **Positive Reinforcement:** I can't do that yet. But if I keep on trying, I will. The child can maintain a 'Now I Can' notebook to jot down things that he learnt to do in this time period.

- 
- **Have a family meeting and decide what time in your house will be official gadget free time”. Developing a hobby is a great way of weaning children off screens and gadgets**
 - *Encourage your child to read daily before their bedtime*, let them explore the world of reading, incase they don t kniow the meaning of a word encourage them to use dictionary.
 - *Encourage your child to read out newspaper to you or to grandparents.*
 - *Have a family meeting* and decide what time in your house will be official gadget free time. Developing a hobby is a great way of weaqning children off screen and gadget.
 - *Scrapbook of memories of summer break 2024*, let your child note down meeting people (cousions, family member) going to different places- out of town or within town, clicking pictures pasting them in a scrap book and writing short note about it.
 - Encourage your child to learn a new hobby (music, instrument, dance, art and craft, origamy etc...)
 - Take out time and play any sport with your child daily . (indoor or outdoor) .
 - A week before school reopens, think learn and reflect about your summer plan.

INSTRUCTIONS:

The worksheets to be done during the summer break will be printed by the school And provided to the students shortly.

- **Students will submit their holiday assignments when the school reopens.**
- Assist in managing your child's work. Avoid keeping everything for the last moment.
- You are requested to encourage your child to do the work independently.
- You can present your work creatively.



PROJECT – HINDUSTAN MERI SHAAN

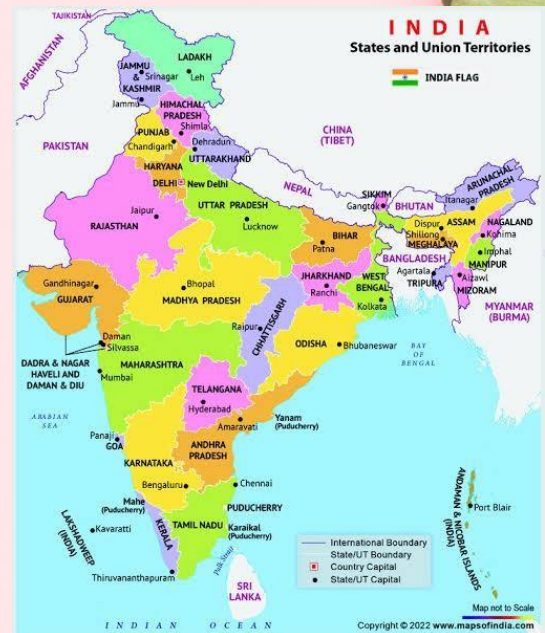
Make a scrap book showcasing INDIA

I. Major landforms

Paste a political map of INDIA and mark the following

- Find the height of Mt. Everest
- Find the length of river Ganga
- Find the North to South and East to West extent of India

Write the above mentioned dimensions in International System of numeration



II. All about flowers

- Paste the pictures in the same scrap book and find out the mode of pollination and agents of seed dispersal in the below mentioned:


National flower – Lotus

Rice

Tulip

Calotropis

Banana



- On the same political map of INDIA mark the state which is known as the Land of Flowers.

ENGLISH




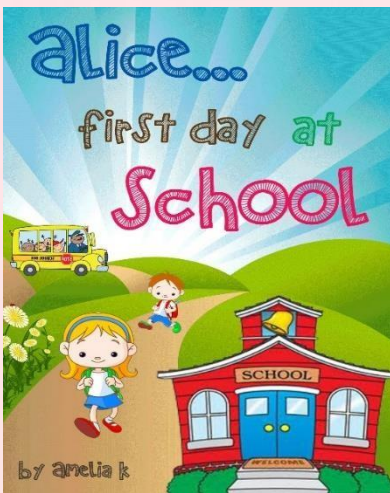
Spend time on things which you really like – hobbies, reading, playing instruments, Dancing, Reading drawing and many more things that

Excite you.

Spend some quality time in reading books.

Books are men's best friend.

A book is a gift you can open again and again



READING IS FUN..... SO READ

Read any book written by following authors and write a review for the book in the given format.

ROALD DAHL

ENID BLYTON

RUSKIN BOND

SUDHA MURTHY



BOOK REVIEW TEMPLATE FOR KIDS

BOOK REVIEWS

TITLE _____	
AUTHOR _____	
RATING ★ ★★ ★★★ ★★★★ ★★★★★	
QUICK SUMMARY	DRAW YOUR FAVORITE SCENE

WHO IS YOUR FAVORITE CHARACTER AND WHY?	

WHERE DOES THE BOOK TAKE PLACE?	

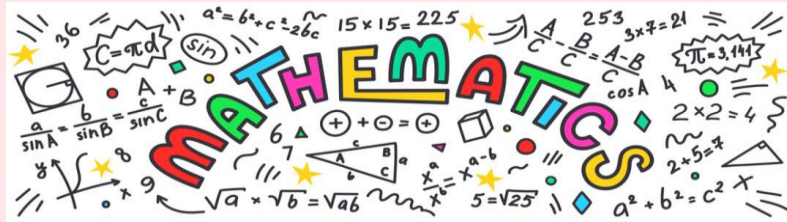
WHAT WAS THE BEST PART IN THE BOOK AND WHY?	

WOULD YOU RECOMMEND THIS TO A FRIEND? YES NO	

NAME _____ DATE _____	



MATHEMATICS



SPIN THE WHEEL

Instructions:

Write the given numbers

In your scrap book and then spin the wheel and write the answers to the question asked each time

.

III. 435.64

IV. 27.843

Play the game:

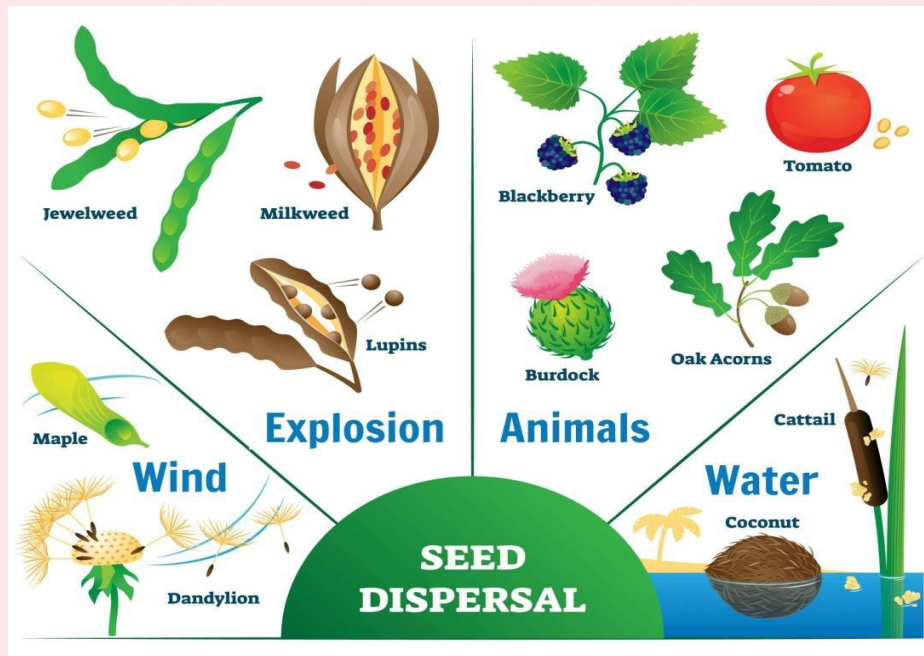
<https://wordwall.net/resource/21493519/maths/times-divide-101001000>



SCIENCE

Know Your Flowers

Let us all revise parts of a flower as taught in the class and let's explore the pollinators and agent of dispersal in flowering plants.



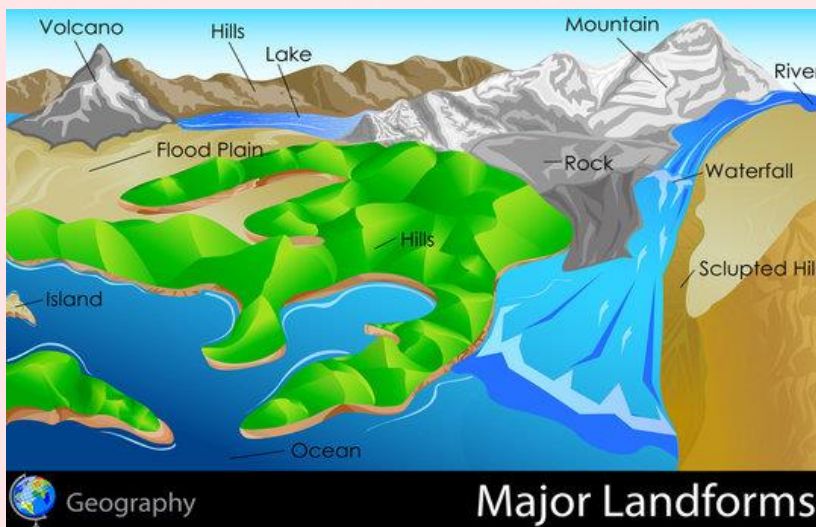
EXPIREMENT

On the below given link, explore and experiment about pollination.

<https://youtu.be/c6JQPQG7MrI>
(Ctrl+click on the link to follow)

SOCIAL STUDIES

Landforms are features on the Earth's surface that make up the terrain, such as mountains, valleys, plains or plateaus. They also include coastal features, such as peninsulas or bays, and underwater features, such as ocean basins and mid-ocean ridges.



Let's delve into the landforms of our country – INDIA

Make a Model

Draw the outline of India on a sheet of chart paper or piece of cardboard. Mark the different physical regions of India on it. Use different materials to show the different

regions. For example- you can apply a layer of glue and spread sand over it to show the Thar. Be as creative as possible.

HINDI

1. सुलेख माला पृष्ठ संख्या 1 से 20 तक करें 1
2. गुलमोहर पाठ्यपुस्तक पाठ-1 में दी गई कविता स्मरण करें 1
3. दिए गए विषयों के अनुसार कहानी ढूँढकर पढ़ें तथा दी गई विवरण तालिका ए-4 शीट पर बनाकर पूरी करें 1

क्रम संख्या.	विषय	कहानी का नाम	कहानी में आए पात्र	कहानी का सारांश	कहानी से प्राप्त शिक्षा
1.	अकबर – बीरबल				
2.	तेनालीराम				
3.	चाणक्य				
4.	किसी एक वीर सेनानी के बारे में (भगत सिंह , झांसी की रानी , महाराणा प्रताप , चंद्रशेखर आज़ाद आदि 1)				
5	कोई भी एक काल्पनिक कहानी				



COMPUTER

TECHNOLOGY SHOULD IMPROVE YOUR
LIFE....NOT BECOME YOUR LIFE



PROJECT

Q.1 Draw and colour any one input and one output device.

Q2. Draw the IPO cycle using the following examples.

- a) Preparing tea
- b) Washing clothes in the washing machine



Draw your two favorite human and two potted plants (sit to the pit, observe, draw and color) which are in your garden on an A4 size sheet.

You can use any medium of color.





THINK, LEARN AND REFLECT



