

MGD GIRLS' SCHOOL, JAIPUR
PREP SECTION (2025-26)
GRADE II: SUMMER WORK PLAN 2025

DEAR PARENTS GREETINGS FROM MGD!!

Summer Break is the time to relax and rejuvenate.

Here are some interesting ways in which you can engage yourself and your kids during this SUMMER BREAK.



English

READING SHOULD NOT BE PRESENTED TO CHILDREN AS A CHORE OR A DUTY. IT SHOULD BE OFFERED TO THEM AS A PRECIOUS GIFT.

Having a home environment littered with books is a crucial part of creating book lovers.

So is seeing older relatives & parents, especially menfolk, reading as a natural everyday occurrence.

As children, you must have all played at 'being grown up' and mimicking

MGD GIRLS' SCHOOL, JAIPUR

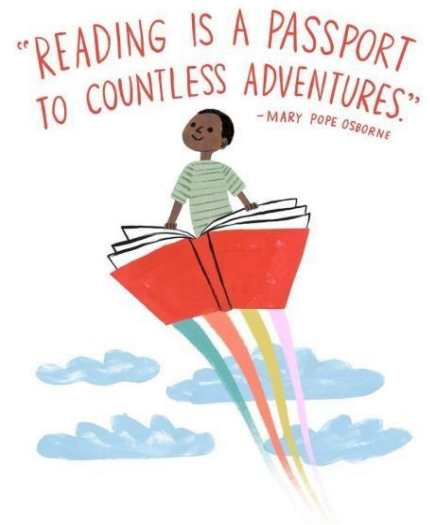
PREP SECTION (2025-26)

the behaviors you saw around in the house. If your children never see you read, why Actions speak louder than words. So, give a helping hand and do the following:

- Read stories at bedtime and explain the plot in simple words (if not understood by your child), discuss the characters (Main Character, Hero, Villain or any of the animated or live character)
- After reading plan and create your own story, enact with your family members and write it in the book jacket.
- Make a small video of 40 seconds and share it with your class teacher on her personal whats app number.
- Format to be followed in the following sequence for writing in your book jacket:

- Title / Name of the story.
- Characters
- Setting
- Beginning
- Middle
- End

- While making the book jacket left hand side to be used for picture



MGD GIRLS' SCHOOL, JAIPUR

PREP SECTION (2025-26)

presentation of the story
and right-hand side to be
used for writing the story.

- Prepare a book jacket of the story using the link provided below:

BOOK JACKET

(<https://www.youtube.com/watch?v=owMsVUgwWA0>)

Happy Summer Reading!

MATHS

ACTIVITY!!

'Mathematics may not teach us how to add love or minus hate but it gives us every reason to hope that every problem has a solution.'

TASK 1: PREPARE A 3D CLOCK THAT SHOWS TIME.

FOR HELP WE HAVE PROVIDED FEW LINKS BELOW:

3D CLOCK

<https://www.youtube.com/shorts/ZtutTj1A64>

(<https://www.youtube.com/shorts/5rWVlv4L-9k>)

You can use your creativity to make it look more colourful.



MGD GIRLS' SCHOOL, JAIPUR

PREP SECTION (2025-26)

SCIENCE

PLANT A SEED AND WATCH THE MIRACLE GROW

"We might think that we are nurturing a garden but of course the garden is nurturing us."

How to Plant Seeds for germination: An Easy Gardening Activity

Gardening with children provides the perfect combination of skills and tasks to address child's development. Working together in planting seeds for germination with your child is togetherness time.

You will build a bond with your child and create memories from your experiences in the garden. While your child is learning a lifelong love of growing things, you are learning more about your child how she thinks, what she likes and dislikes and how capable she really is. Your plants can create a beautiful environment, whether they are in a garden, a raised bed or a pot and you and your child will enjoy every stage of the process.

SEED GERMINATION

Germination is the process of seeds developing into new plants.

For example, sprouting of a seedling from a seed.

TASK 1: WATCH THE VIDEOS

Links : SEED GERMINATION

https://www.youtube.com/watch?v=JSe_VUMymjo&t=19s

HOW DOES A SEED BECOME A PLANT

<https://www.youtube.com/watch?v=tkFPyue5X3Q>

GROW A SEED IN A CUP

<https://www.youtube.com/watch?v=ViHey4CWJAM>

MISTAKES <https://www.youtube.com/watch?v=mhDIEgG5Uhs>



MGD GIRLS' SCHOOL, JAIPUR

PREP SECTION (2025-26)

TASK 2: MY LITTLE HANDS AT WORK

Materials Required: 10 to 12 seeds of green gram/black gram, clean water, pot/cup and soil.

PROCEDURE:

- ❖ Choose a medium to large paper cup and punch drain holes in the bottom of the cup using a sharp object.
 - ❖ Line the bottom of the cup with small pebbles.
 - ❖ Add potting soil to the cup, filling the cup three-quarters full.
 - ❖ Insert several seeds (kidney beans, gram etc.) into the soil pushing them down about $\frac{1}{4}$ inch.
 - ❖ Water thoroughly, don't let the soil get soggy and muddy.
 - ❖ The water should drain from the holes.
 - ❖ Keep the cup in a warm place out of direct sunlight.
- Add a little water daily. Watch and observe them growing.



TASK 3: FOLLOW UP WORKSHEET

Observe the growth of your plant and measure the height of the plant at each stage. Record your observation in the

worksheet. Draw and write about your plant on the days mentioned in the worksheet.

LINK: [MY PLANT OBSERVATION JOURNAL](#)

(Please take out a print of the above file and write your observations accordingly)



MGD GIRLS' SCHOOL, JAIPUR
PREP SECTION (2025-26)

हिन्दी

गतिविधियाँ : ACTIVITIES

“शिक्षा और मेहनत एक ऐसी सुनहरी चाबी होती हैं, जो बंद
भाग्य के

दरवाज़े बहुत आसानी से खोल देती हैं । ”

सुनो कहानी- अपने दादा-दादी, नाना-नानी और
माता- पिता से कहानियाँ सुनो ।



कार्य :- गर्मी की छुट्टियों में अपने दादा दादी
और नाना-नानी से उनके बचपन की कहानियाँ सुने
और उन कहानियों में से जो कहानी आपको सबसे ज्यादा
अच्छी लगी
हो उसके बारे में अपने बड़ों से चर्चा करे और उसमें आए
मुख्य किरदार
के ऊपर चर्चा करे ।

लिखित कार्य :- कार्य पत्रक भेजा गया है कृपया उसका प्रिन्ट
आउट निकाल कर स्ट्रैप्बुक में चिपका देवे ।



MGD GIRLS' SCHOOL, JAIPUR
PREP SECTION (2025-26)


SOCIAL STUDIES

Social studies aims to train students for informed, responsible participation in a diverse society. The content of social studies provides the necessary background knowledge in order to develop values and reasoned opinions among children.

ACTIVITY:

Food provides us with nutrients that help us in our growth, and development of the mind. Eating healthy food keeps us energetic and strong whereas unhealthy food hampers the overall health of our body.

Involving children to do fireless cooking creates awareness among them about good eating habits and develops an interest towards healthy food.




TASK 1: Observe and discuss the food which you are eating on daily basis with your parents about their nutritional values.

WORKSHEET

TASK 2: FOLLOW UP WORKSHEET

COMPUTER

Holiday Home Work Class 2 is attached with the worksheets.



MGD GIRLS' SCHOOL, JAIPUR
PREP SECTION (2025-26)

GRADE II

Name: _____ **Class & sec:** _____

ENGLISH PRACTICE WORKSHEET

I. Underline the adjectives in each sentence.

1. Two large worms crawled along the ground.
2. A small lady ordered 5 burgers for herself!
3. Peter was tall and played basketball.
4. The strong smell filled the air quickly.
5. The pie tasted delicious.
6. The two beautiful butterflies flew around the tree.
7. The hot sun shone on his back.
8. Her blue eyes were so pretty.
9. Their tiny baby made cute noises.
10. The music from the party was so loud.



II. Fill in the blanks with the most suitable adjectives.

Heavy	Eight	Wild	hot	tall
proud	Dirty	honest	angry	dark

1. The tree is _____.
2. I cannot lift this _____ box.
3. A tiger is a _____ animal.
4. I felt very _____ so I switched on the fan.
5. Look at the _____ sky. It is going to rain.
6. My mother is _____ of our new home.

MGD GIRLS' SCHOOL, JAIPUR
PREP SECTION (2025-26)

7. The man is _____ with the boys.
8. The beggar raised his _____ hand.
9. He is an _____ man. You can trust him.
10. There are _____ in the box.

III. Underline the naming words for the following sentences.

1. Ravi is sitting on a chair.
2. Where are my pens?
3. The cats are playing.
4. Rita is feeding the hens.
5. A farmer planted some seeds.
6. My friends like basketball.
7. India, Japan and Singapore are all countries.
8. Mars and Venus are planets in our solar system.
9. Sam forgot his umbrella in his office.
10. An airplane is flying in the sky.
11. Ganga and Yamuna are rivers.
12. Peter rabbit liked his new room.
13. Charlie visited the chocolate factory with his grandfather.
14. Miss Honey loved Matilda a lot.



MGD GIRLS' SCHOOL, JAIPUR
PREP SECTION (2025-26)

15. Matilda loved to read books.

16. The monkey jumped on the tree to eat bananas.

IV. Look at the picture and frame sentences using the words given in the box.



MGD GIRLS' SCHOOL, JAIPUR
PREP SECTION (2025-26)

Boys	playing	dog	skipping rope	ball
hopscotch	Bird	plants	girl	

1. _____

2. _____

3. _____

4. _____

5. _____

6. _____

7. _____

8. _____

9. _____

10. _____

MGD GIRLS' SCHOOL, JAIPUR
PREP SECTION (2025-26)

Subject: Mathematics



Skip Counting by 1's

Hop and fill-in the missing numbers.

101 START	102		104	105				109	110
	112	113		115	116	117	118		
	122	123		125			128	129	130
	132	133	134				138	139	
141	142				146	147		149	
151				155	156		158	159	
161	162		164	165			168	169	170
171		173	174	175					180
181		183	184			187	188		190
			194	195	196			199	200

MGD GIRLS' SCHOOL, JAIPUR
PREP SECTION (2025-26)

Write the number names for the following numbers

103 = _____

112 = _____

200 = _____

139 = _____

147 = _____

120 = _____

156 = _____

179 = _____

195 = _____

108 = _____

Write the digit for the number names

one hundred and twenty one = _____

one hundred and fifty = _____

one hundred and thirty six = _____

one hundred and nine = _____

one hundred and thirteen = _____

one hundred = _____

one hundred and eighty one = _____

one hundred and forty eight = _____

one hundred and eleven = _____

one hundred and sixty two = _____

MGD GIRLS' SCHOOL, JAIPUR

PREP SECTION (2025-26)

Do the Sums given below:

$\begin{array}{r} 20 \\ + 14 \\ \hline \end{array}$	$\begin{array}{r} 42 \\ + 54 \\ \hline \end{array}$	$\begin{array}{r} 17 \\ + 32 \\ \hline \end{array}$
$\begin{array}{r} 24 \\ + 25 \\ \hline \end{array}$	$\begin{array}{r} 94 \\ + 5 \\ \hline \end{array}$	$\begin{array}{r} 26 \\ + 33 \\ \hline \end{array}$
$\begin{array}{r} 31 \\ + 23 \\ \hline \end{array}$	$\begin{array}{r} 36 \\ + 42 \\ \hline \end{array}$	$\begin{array}{r} 51 \\ + 31 \\ \hline \end{array}$
$\begin{array}{r} 82 \\ + 10 \\ \hline \end{array}$	$\begin{array}{r} 55 \\ + 14 \\ \hline \end{array}$	$\begin{array}{r} 66 \\ + 23 \\ \hline \end{array}$

MGD GIRLS' SCHOOL, JAIPUR
PREP SECTION (2025-26)

Subject: Science



My Seed Journal

Scientist Name: _____

Starting Date: _____

Seed Used: _____

Observations:

Day 1:

Day 2:

Day 3:

Day 4:

MGD GIRLS' SCHOOL, JAIPUR
PREP SECTION (2025-26)

Alive, Once Alive, Never Alive
Let's Test It!

Go on a treasure hunt around your home, garden, classroom or a park.

Can you find or spot the things below?

Draw what you find in the boxes. Label your pictures, too.



Can you find something
that is **alive**?

A large, empty rectangular box with a red border, intended for drawing something that is alive.

Can you find something
that was **once alive**?

A large, empty rectangular box with a red border, intended for drawing something that was once alive.


Can you find something
that has **never been alive**?

A large, empty rectangular box with a red border, intended for drawing something that has never been alive.

MGD GIRLS' SCHOOL, JAIPUR

PREP SECTION (2025-26)

Label the Parts of a Tree



Word Box

Leaf

Branch

Trunk

Fruit

Flower

Root

MGD GIRLS' SCHOOL, JAIPUR

PREP SECTION (2025-26)

Sort the words into the correct box.

Plant Parts

Plant Needs



seeds

sunlight

leaves

water

fruit

flower

air

soil

stem

roots

MGD GIRLS' SCHOOL, JAIPUR

PREP SECTION (2025-26)

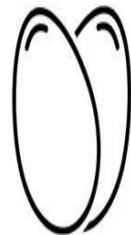
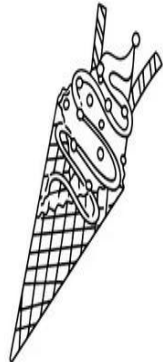
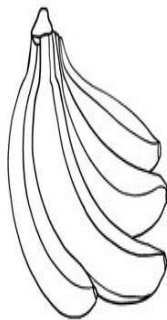
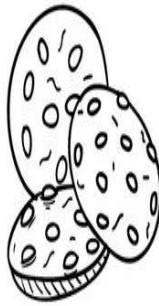
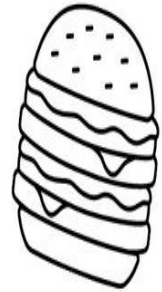
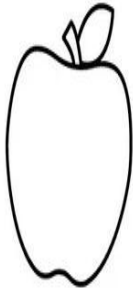
Subject: Social Studies

HEALTHY OR UNHEALTHY?

Label the food. Then colour.

Green: Healthy food

Red: Unhealthy food



MGD GIRLS' SCHOOL, JAIPUR

PREP SECTION (2025-26)

Direction : Put the words in the correct column.

egg

burger

rice

fish

cake

fruit

milk

candies

juice

chicken


pizza

softdrink

Healthy



Unhealthy



MGD GIRLS' SCHOOL, JAIPUR

PREP SECTION (2025-26)

My Family

Complete these sentences below!



My name is

My age is

My mother's name is

My mother is a/an

My father's name is

My father is a/an

My grandmother's name is

My grandfather's name is

My sister's name is

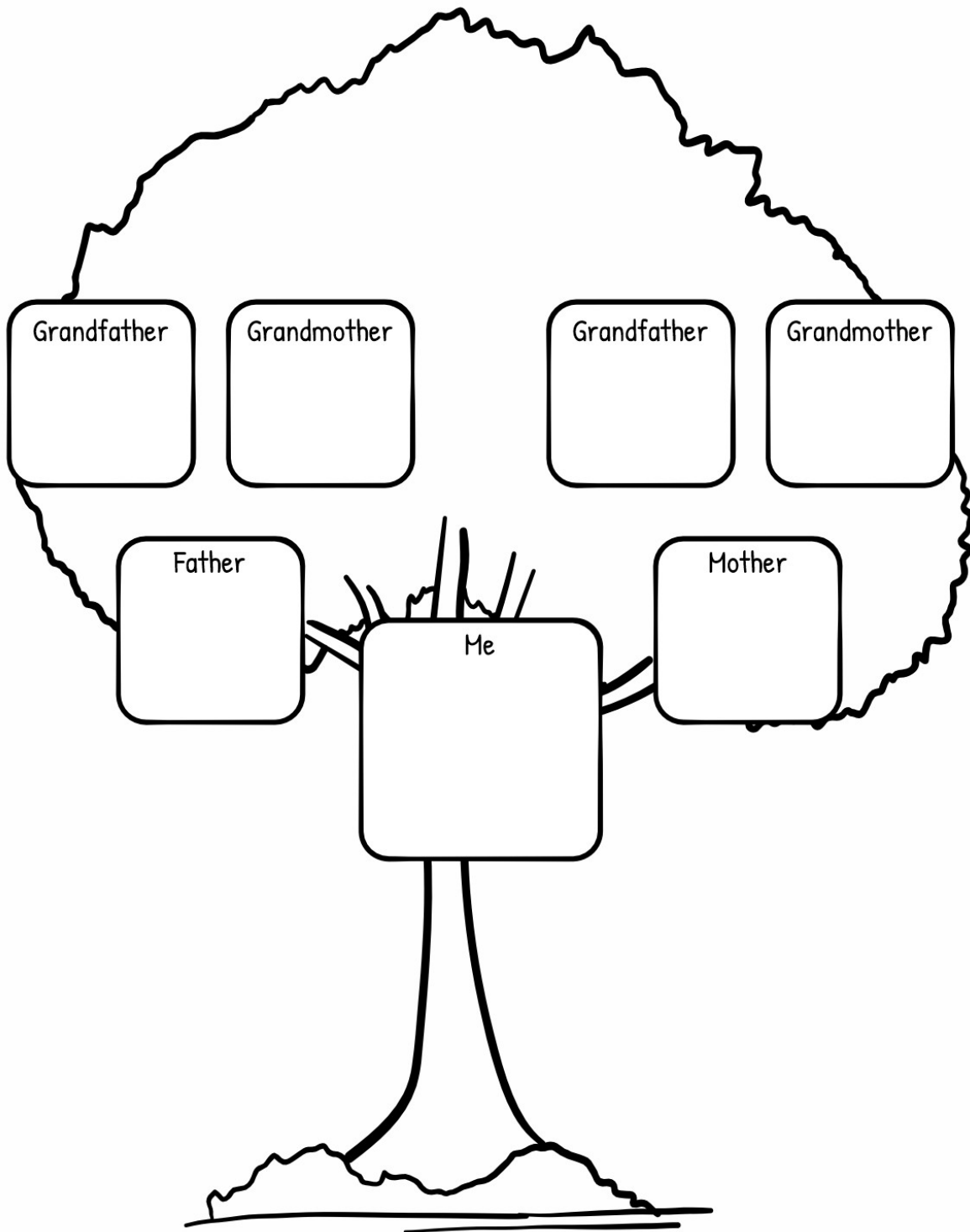
My brother's name is

MGD GIRLS' SCHOOL, JAIPUR

PREP SECTION (2025-26)

My Family Tree

Write the names of your family members!



MGD GIRLS' SCHOOL, JAIPUR

PREP SECTION (2025-26)

एम . जी .डी . गर्ल्स स्कूल ,जयपुर (2025 -2026)

कक्षा - 2 हिंदी

कार्य पत्र - 1

प्रश्न -1 नीचे लिखी वर्णमाला पूरी करें।

पूरी वर्णमाला पुनः लिखें

स्वर:- अ _ इ _ उ _ ऋ _ ऐ _ औ

स्वर :-

अयोगवाह :- _ अ:

अयोगवाह :-

व्यंजन:- क _ ग घ _ व्यंजन :-

च छ _ झ _

_ ठ _ ढ _

त _ द _ न

_ फ _ भ म

य _ ल _

श _ स _

क्ष _ ज

MGD GIRLS' SCHOOL, JAIPUR
PREP SECTION (2025-26)

प्रश्न -2 स्वरों पर गोला लगाइए -

ग	इ	म	त	ओ	प
र	च	ई	ए	ब	स
श	ह	आ	ठ	ऐ	ऊ

प्रश्न -3 व्यंजनों पर गोला लगाइए -

र	स	ऊ	आ	च
छ	ज	न	ऐ	ए
ब	त	ट	ओ	उ
न	म	क	इ	औ

MGD GIRLS' SCHOOL, JAIPUR
PREP SECTION (2025-26)

कार्य पत्र - 2

1. उचित वर्ण से शब्दों को पूरा करें -

क . क _ ल



ख . म _ र



ग . पु _ त _



घ . म _ का



च . श _ ग _



2. सही वर्ण पर मात्रा लगाकर शब्द बनाएँ -

क . सपरा



ख . सरज



ग . थला



घ . मछल



च . हथ



COMPUTER



Holiday Home Work Class 2



1) Draw, label and colour the 4 main parts of a computer on an A 4 size ivory sheet.



2) Write 2 differences between human beings and computer on the same ivory sheet.



3) Mention any 2 uses of computers in daily life.





INSTRUCTIONS :

- **Students will submit their holiday assignments when the school reopens. All the project work (except models) to be pasted in the scrapbook.**
- **Assist in managing your child's work. Avoid keeping everything for the last moment.**
- **You are requested to encourage your child to do the work independently.**

**The worksheets have been attached with this document.
Kindly paste them neatly in the scrapbook.**

HAPPY HOLIDAYS!!!