



**MGD GIRLS' SCHOOL, JAIPUR**  
**PREP SECTION**  
**CLASS III**  
**SUMMER WORK PLAN**  
**2025-26**

**Dear Parent**

**Summer Break is the time to relax and rejuvenate.**

**Here are some interesting ways in which you can engage yourself and your kids during this SUMMER BREAK. We are sharing with you a few worksheets and activities that will help you in optimizing the time and nurture their creativity**

**LET'S HAVE FUN DURING OUR VACATIONS**



**INSTRUCTIONS:**

*The worksheets to be done during the summer break*

*Take a print of worksheets and submit.*

- **Students will submit their holiday assignments when the school reopens.**
- Assist in managing your child's work. Avoid keeping everything for the last moment.
- You are requested to encourage your child to do the work independently.
- The students should do the work very neatly using sharp pencils and leave space between the words to make their work look neat and presentable.
- To create your child's interest in solving the worksheets, they have been structured differently.
- *Encourage your child to read daily before their bedtime*, let them explore the world of reading, in case they don't know the meaning of a word encourage them to use dictionary.
- Write Tables 2-12 on A4 size sheet and learn.
- A week before school reopens, think, learn, reflect and transform about your summer plan. Write 2 to 3 lines about your summer plan.

**SESSION: 2025-26**  
**GRADE: III**  
**SUBJECT: ENGLISH**  
**WORKSHEET: 1**

Name \_\_\_\_\_

**Creative Writing: Use your imagination and write a creative and a fun story with the following story starter.**

One sunny afternoon, Lily found a tiny, sparkling key in her backyard. It was unlike any key she had ever seen – it glowed with a soft blue light and felt warm in her hand. She looked around and noticed something new: a small wooden door hidden behind the bushes.

Lily took a deep breath, held the key tightly, and slowly turned it in the lock.

Suddenly .....

# regular verb



Choose the correct form of verbs.



**base form**

Help

**past simple**



wash



live



arrive



play



enjoy



study



cry



stop



plan

# Irregular verbs

Mr Thomson ..... his arms.

- broke
- broken
- broke



Kyle ..... a bath.

- had
- had
- have



I ..... to the supermarket  
two hours ago.

- go
- goes
- went



Sarra and Sali ..... the bus to go to  
school.

- take
- took
- took



Chris ..... London last Monday.

- leave
- left
- left



The thief ..... the money from the bank.

- stole
- stole
- steal



She ..... fruit for  
lunch

- eat
- ate
- ate



Simon ..... ill.

- a - was
- b - were
- c - are



The dog ... me.

- bite
- bit
- bit



He .... his book in the car.

- left
- left
- leave



## WORKSHEET: 3


Use the below connectives and create sentences of your own.



1. \_\_\_\_\_
2. \_\_\_\_\_
3. \_\_\_\_\_
4. \_\_\_\_\_
5. \_\_\_\_\_
6. \_\_\_\_\_
7. \_\_\_\_\_
8. \_\_\_\_\_
9. \_\_\_\_\_
10. \_\_\_\_\_
11. \_\_\_\_\_
12. \_\_\_\_\_

## WORKSHEET: 4


Holiday reading suggestions for students, featuring Indian authors or culturally familiar stories.



- **Grandma's Bag of Stories by Sudha Murthy**



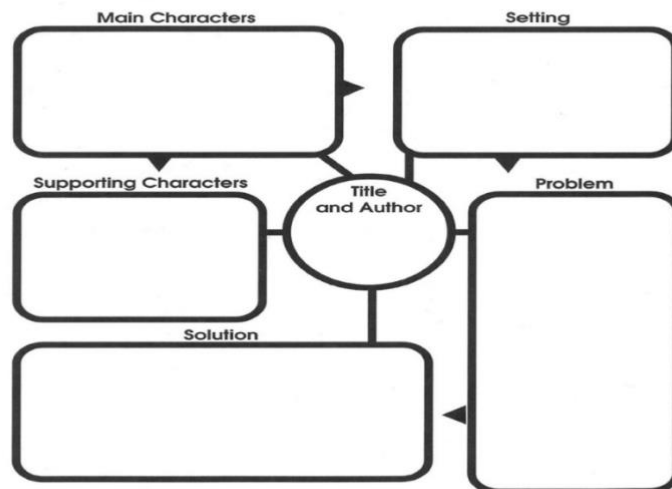
- **The Blue Umbrella by Ruskin Bond**



- **Telani Raman Stories**
- **Ruskin Bond – All Time Favorites for Children**
- **The Kid who came from the space**
- **The Wonderful Things You Will Be**
- **Be Brave Little Penguin**
- **Ronald Dahl The Magic Finger**

Students are encouraged to read any story of their choice and create a mind map.  
Don't forget to mention the genre of your story.

### Story Map



## WORKSHEET: 5

Write each focus word three times:

<b>story</b>			
<b>introduction</b>			
<b>conclusion</b>			
<b>genre</b>			
<b>plot</b>			
<b>synonym</b>			
<b>resolution</b>			
<b>extract</b>			
<b>author</b>			
<b>fiction</b>			
<b>setting</b>			
<b>character</b>			
<b>tale</b>			
<b>summarise</b>			
<b>feature</b>			
<b>quickly</b>			
<b>mythology</b>			
<b>adventure</b>			
<b>fable</b>			



<b>fantasy</b>			
<b>hobby</b>			
<b>churning</b>			
<b>tousled</b>			
<b>dialogue</b>			
<b>narrative</b>			
<b>legend</b>			

**MGD GIRLS' SCHOOL, JAIPUR**














**SESSION: 2025-26**

**GRADE: III**

**SUBJECT: MATHEMATICS**

**Name:** \_\_\_\_\_

**Match the following:-**

	7:15	
	2:30	
	11:45	
	9:00	
	1:15	
	5:30	
	12:45	
	4:00	
	6:15	
	10:30	
	3:45	
	8:00	

Circle the correct time.



**9:03**

**3:45**

**9:15**



**8:20**

**3:40**

**4:40**



**4:30**

**3:30**

**6:15**



**10:10**

**10:02**

**2:50**



**1:45**

**9:05**


**1:09**



**12:55**

**12:00**

**11:55**



**Q1. AM or PM? Look at the digital time and write AM or Pm**

- a) 06.30 \_\_\_\_\_ ( breakfast time)
- b) 08.00 \_\_\_\_\_ (bedtime)
- b) 12.00 \_\_\_\_\_ (lunch time)
- c) 09.00 \_\_\_\_\_ ( school starts)

**Q2. Write the following times as they would appear on a digital clock.**

- a) Quarter past 6 in the morning \_\_\_\_\_
- b) Half past 2 in the afternoon \_\_\_\_\_
- c) Ten minutes to 9 at night \_\_\_\_\_
- d) Five past 11 in the morning \_\_\_\_\_
- e) Quarter to 8 at night \_\_\_\_\_

Rahul and Rohit are friends. Look at the pictures. The clock shows what time they did different things during the day. Check the correct answers.

Who woke up first?



7:35 a.m.



7:45 a.m.

Who came home first?



3:15 p.m.



3:55 p.m.

Who had dinner first?



7:05 p.m.



6:45 p.m.

**Time Word Problems:**

a) Meeta started her homework at 4:10 PM and finished at 5:00 PM. How long did it take?

---

b) A train departed at 11:25 AM and arrived at 1:10 PM. What was the duration of the journey?

---

c) A TV show started at 7:00 PM and ended at 7:45 PM. How many minutes long was the show?

---

d) What time will it be 1 hour after 2:15 PM?

---

e) What time was it 30 minutes before 5:30 PM?

---

f) If school starts at 8:30 AM and ends at 12:30 PM, how long is the school day?

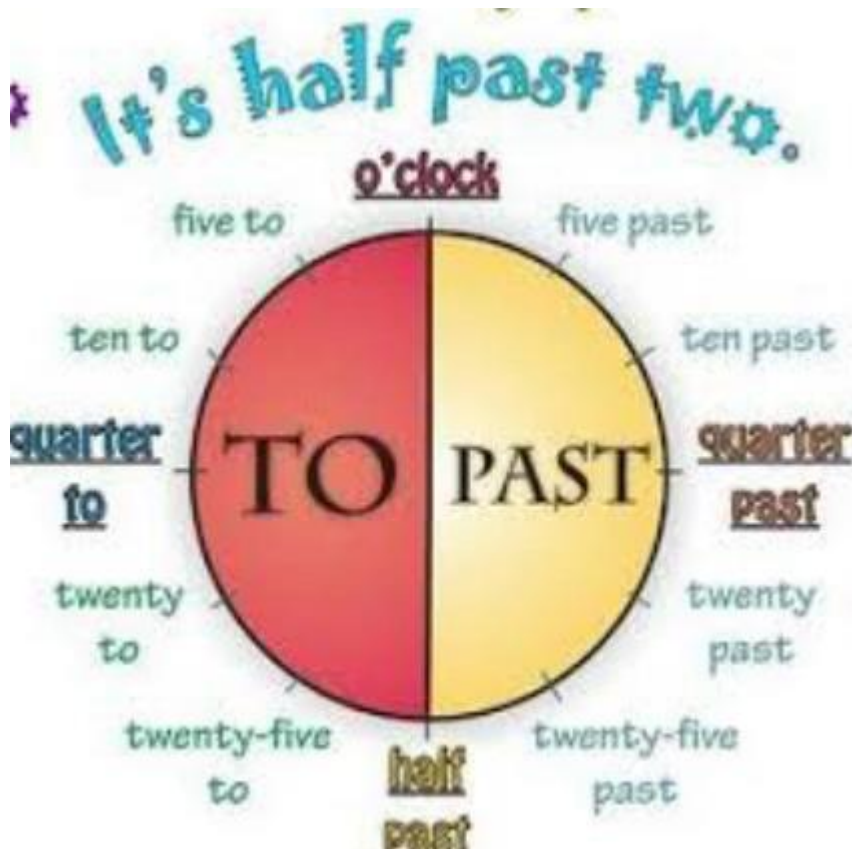

---

g) You arrived at the park at 3:15 PM and left at 6:00 PM. How long did you stay in the park?

---

**Draw the time on the clock faces:**

a) 6:00    b) 9:30    c) 1:45    d) 12:15    e ) 5:20    f) 7.30    g) 9.40



**What time is it? Write in numbers.**

1) Ten past eleven \_\_\_\_\_

2) A Quarter past 7 \_\_\_\_\_






3) Quarter to four \_\_\_\_\_

4) Five past twenty \_\_\_\_\_

5) Half past six \_\_\_\_\_

**Match the time.**



	Quarter past 5	5:15
	3 o'clock	4:45
	Quarter to 5	3:00
	8 o'clock	10:30
	Half past 10	8:00

**MGD GIRLS' SCHOOL, JAIPUR**

**SESSION: 2025-26**

**GRADE: III**

**SUBJECT: SCIENCE**

**WORKSHEET: 1**




Name \_\_\_\_\_

**What gives our body its shape?  
How do we move?**

**Q.1 Fill in the blanks with the help of the words given in the box below.**

**206    baby    shape  
muscles   bones    adult**



1. The skeleton system is made up of many\_\_\_\_\_.
2. We have \_\_\_\_\_ bones in our body.
3. An adult has\_\_\_\_\_ bones but a \_\_\_\_\_ has 300 bones.
4. Our skeleton gives our body its\_\_\_\_\_.
5. Our\_\_\_\_\_ and bones work together to allow us move our body.

**Q.2 Describe how movement helps to keep us healthy in different ways. Draw any 3 types of movements which you do to keep yourself healthy.**

---

---

---

--	--	--

**Q.3 Observe the pictures and say how muscles work by using the words:  
*contracting or relaxing.***



The boy is sleeping,  
he is.....  
his muscles.



The girl is doing  
exercises, she is  
..... her  
muscles.



She is .....  
her muscles.



The boy is running,  
he is.....  
his muscles.



The girl is practicing  
yoga, she is  
..... her  
muscles.



She is floating, she  
is ..... her  
muscles.

**MGD GIRLS' SCHOOL, JAIPUR**

**SESSION: 2025-26**

**GRADE: III**

**SUBJECT: SCIENCE**

**WORKSHEET: 2**

**Q1. Classify the animals given in box below into vertebrates and invertebrates:-**

parrot	starfish	elephant	jellyfish	spider	frog	lion
earthworm	python	octopus	cat	dog	cow	deer

Vertebrates	Invertebrates

**Q2. Give answer in one-word:-**

1. Animals with the backbone \_\_\_\_\_
2. Animals without a backbone \_\_\_\_\_
3. A hard outer covering on many invertebrates \_\_\_\_\_
4. Vertebrates covered in feathers \_\_\_\_\_
5. Vertebrates with soft moist skin \_\_\_\_\_
6. The vertebrate group that humans belong to \_\_\_\_\_
7. Vertebrates that live in water \_\_\_\_\_
8. Vertebrates with dry scaly skin \_\_\_\_\_

9. An injection that prevents diseases\_\_\_\_\_.

10. The parts inside our body\_\_\_\_\_.

12. The parts outside our body\_\_\_\_\_.

**Q.3 Draw any two vertebrates, two invertebrates and two animals with exoskeleton. Label the pictures.**


**Q4. Name two examples of the following vertebrates:-**

bird		
amphibian		
reptile		
mammal		

**Q5. Name two examples of the following invertebrates:-**

animals which have an exoskeleton		
Animals which do not have an exoskeleton		

**MGD GIRLS' SCHOOL, JAIPUR**

**SESSION: 2025-26**

**GRADE: III**

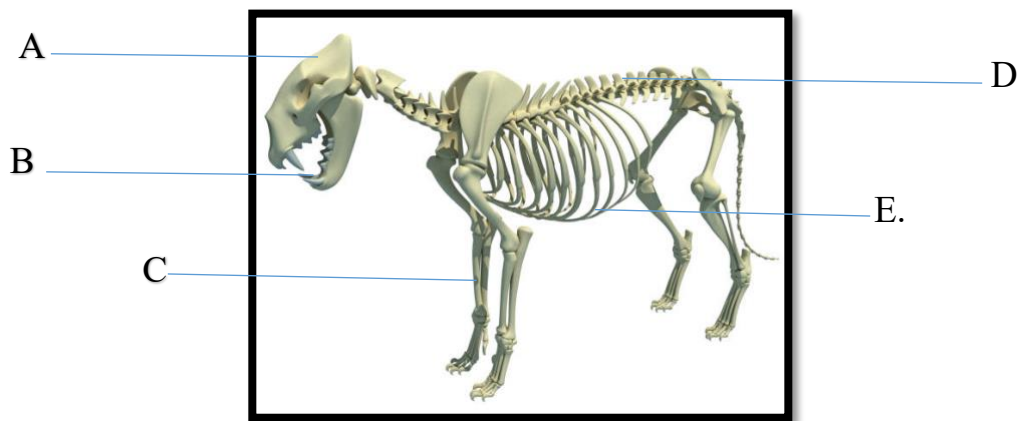
**SUBJECT: SCIENCE**

**WORKSHEET: 3**



**Q1. Look at the picture of a tiger skeleton.**

a. Label the parts A, B, C, D and E.



b) Which part protects the animal's brain?

---

c) What is the function of part D?

---

d) Which part allows the animal to walk and hop?

---

e) The skeleton protects body parts and helps the animal to move. Describe one other function of the skeleton.

---

**Q2. Read and write the given focus words (twice).**

1. muscles \_\_\_\_\_

2. ribcage \_\_\_\_\_

3. skeleton \_\_\_\_\_

4. contract \_\_\_\_\_
5. protect \_\_\_\_\_
6. movement \_\_\_\_\_
7. vaccination \_\_\_\_\_
8. instructions \_\_\_\_\_
9. vertebrates \_\_\_\_\_
10. amphibians \_\_\_\_\_
11. mammal \_\_\_\_\_
12. exoskeleton \_\_\_\_\_
13. infectious \_\_\_\_\_
14. support \_\_\_\_\_
15. medicine \_\_\_\_\_
17. diseases \_\_\_\_\_

**Q3. Match the following:-**

We breathe in medicine from inhalers	often get their medicines through a drip
We use creams and ointment for infection	for asthma and other breathing problems
We use injections	to stop insect bites, itching, and skin problems
People who are very sick in hospital	to stop or prevent us from getting the illness

**हिंदी क्रियाकलाप – पर्यावरण रक्षा में योगदान**



आहा ! आ गई गर्मियों की छुट्टियाँ । हम सब घूमेंगे फिरेंगे मौज करेंगे । पर गर्मी बढ़ने से पशु – पक्षी बेहाल हो जाएँगे । हमें पर्यावरण रक्षा के लिए उनका भी ख्याल रखना है । इसके लिए आप सब भी पक्षियों के लिए दाना – पानी अपनी छत या घर के बाहर रखेंगे । ऐसा एक महीने तक लगातार करना है ।

उसके बाद एक कागज़ से पक्षी बनाना है या A-4 size sheet पर पक्षी का चित्र बनाए । उस पक्षी के सामने दो कटोरियों का चित्र बनाकर एक कटोरी में पानी का रंग भरें और दूसरी कटोरी में कुछ दाने चिपकाएँ । फिर इस शीट को activity folder में रखे और स्कूल खुलने पर स्कूल लेकर आएँ । छुट्टियों का पूरा आनंद ले ।



कक्षा – तीन

विषय – हिंदी

कार्यपत्र -1



**दिए गए कार्यपत्रों का प्रिंट निकाल कर पूरा करें। कार्यपत्र को अपने MGD फोल्डर में रखें।**

**1.** हर सप्ताह कोई एक शिक्षाप्रद कहानी (कुल -5) पढ़ें। अपनी हिंदी की कार्यपुस्तिका में तालिका बना कर निम्नलिखित सूचना लिखें।

जिस दिन कहानी पढ़ी उसकी दिनांक

कहानी का नाम

कहानी में आए पात्र

लेखक / लेखिका का नाम

कहानी से मिलने वाली शिक्षा

**2.** गुलमोहर पाठ्य पुस्तक में से पाठ-1 कविता 'सबसे प्यारा हिंदुस्तान' और पाठ -4 कविता 'ऋतुएँ' याद करें।

**3.** अब तक करवाया गया सारा कार्य दोहराएं।

**4.** सुलेख पुस्तिका के 1 से 20 पृष्ठ करें।

**5.** चित्र देखकर इसके बारे में पाँच वाक्य लिखिए।



**प्रश्न.6 नीचे दिए गए वर्णों से दो –दो शब्द बनाकर लिखिए ।**

क्ष - \_\_\_\_\_

ज्ञ - \_\_\_\_\_

ष - \_\_\_\_\_

त्र - \_\_\_\_\_

स्त - \_\_\_\_\_

त - \_\_\_\_\_

त्व - \_\_\_\_\_

क्क - \_\_\_\_\_

प्प - \_\_\_\_\_

त्य - \_\_\_\_\_

प्य - \_\_\_\_\_

व्य - \_\_\_\_\_

म्म - \_\_\_\_\_

प्प - \_\_\_\_\_

ऋ - \_\_\_\_\_

**कार्य- पत्रक2-**

**प्रश्न 1 .सही वाक्य के सामने सही और गलत वाक्य के सामने गलत का निशान लगाइए ।**

(क) हिंदी भाषा की लिपि रोमन है। ( )

(ख) भाषा के दो रूप होते हैं। ( )

(ग) संसार में सभी एक ही भाषा बोलते हैं। ( )

(घ) कर्नाटक में कन्नड़ भाषा बोली जाती है। ( )

(ङ) ई-मेल भाषा का लिखित रूप है। ( )

## **2 . रिक्त स्थान भरिए ।**

1. हिंदी वर्णमाला में --- स्वर और --- व्यंजन होते हैं ।

2. --- भाषा की सबसे छोटी ध्वनि है ।

3. हिंदी वर्णमाला में कुल वर्णों की संख्या --- है ।

4. भाषा के --- रूप हैं ।

5. बातचीत करना भाषा का --- रूप है ।

6. क्ष ,त्र ,ज्ञ ,श्च चार --- व्यंजन है ।

7. अं और अः --- वर्ण है ।

8. पत्र लिखना भाषा का --- रूप है ।

9. --- के चिह्न लिपि कहलाते है ।

10. व्यंजन \_\_\_\_\_ की सहायता से बोले और लिखे जाते हैं।
11. \_\_\_\_\_ हमारे देश की राजभाषा है।
12. पंजाबी की लिपि \_\_\_\_\_ है।
13. स्वरों के चिह्न \_\_\_\_\_ कहलाते हैं।
14. वर्णों का क्रमबद्ध समूह \_\_\_\_\_ कहलाता है।
15. वाक्य के \_\_\_\_\_ अंग हैं।
16. वर्णों का सार्थक समूह \_\_\_\_\_ कहलाता है।
17. वाक्य में जिसके विषय में कुछ कहा जाता है, उसे \_\_\_\_\_ कहते हैं।
18. कंगना, पंडित, दंड, चंडीगढ़ आदि \_\_\_\_\_ के उदाहरण हैं।
19. वर्ण के बाद लगने वाला दोहरा बिंदु (:) \_\_\_\_\_ कहलाता है।
20. मिठाइयाँ, दवाइयाँ, माँ, करूँगा आदि शब्दों में \_\_\_\_\_ का प्रयोग किया गया है।

**MGD GIRLS' SCHOOL, JAIPUR**

**SESSION: 2025 – 26**

**GRADE: III**

**SUBJECT: SOCIAL STUDIES**

**Name-**\_\_\_\_\_

**A. Multiple Choice Questions:**

Tick ☒ the correct answers:

**1. The name of our galaxy is:**

(a) Big Bang ☐ (b) Andromeda ☐ (c ) Milky Way ☐

**2. The only source of heat and light in the solar system is:**

(a) Planet ☐ (b) Stars ☐ (c ) Sun ☐

**3. The planet closest to the sun is:**

(a) Mercury ☐ (b) Earth ☐ (c ) Mars ☐

**B. Name the following:-**

**1. The largest planet in the solar system** \_\_\_\_\_

**2. The sixth planet from the sun in the solar system** \_\_\_\_\_

**3. The dwarf planet in the solar system** \_\_\_\_\_

**4. The planet closest to the sun in the solar system \_\_\_\_\_**

**5. The planet farthest from the sun in the solar system \_\_\_\_\_**

**6. The planet with the nickname “Red Planet” \_\_\_\_\_**

**7. The brightest planet in the solar system \_\_\_\_\_**

**8. The coldest planet in the solar system \_\_\_\_\_**

**9. The only known planet to support life \_\_\_\_\_**

**Write any 2 facts about our planet Earth and any 2 facts about our Solar System**

---

---

---

---

---

---

---

---

## B. WORD SEARCH CROSSWORD:

Use the given word clues to find the words hidden in the word grid.






### **IMPORTANT FACTS:- (learn them)**

1. A layer of air surrounding the earth is called atmosphere.
2. About  $\frac{3}{4}$ <sup>th</sup> of earth is covered with water.
3. The earth is shaped like a huge ball.
4. The place at which the land and sky appear to meet is called Horizon.
5. The place where sea meets the land is called the coast.
6. Sky is the area above the Earth, in which Clouds, the Sun, the Moon and the Stars can be seen.
7. Atmosphere is made up of gases like oxygen, carbon dioxide, Nitrogen
8. A book of map is Atlas

Complete the following sentences using words in the box.

The Earth is a 

It has the shape of a 

Most of the   is covered by water.

### **C. Read and write the focus words given below (twice).**

1. Planets \_\_\_\_\_
2. Heavenly bodies' \_\_\_\_\_
3. Galaxy \_\_\_\_\_
4. Constellation \_\_\_\_\_



Read the facts about the solar system. Then answer questions on the next page.

# Planets in the Solar System



## MERCURY

This is the first planet closest to the sun and the smallest in our solar system.

## VENUS

Venus is the hottest planet in the solar system.



## EARTH

Earth's atmosphere protects us from meteoroids and radiation from the sun.

## MARS

Mars, also known as the Red Planet, has 2 moons called Deimos and Phobos.



## JUPITER

The Great Red Spot visible on Jupiter is a storm that has been going on for at least 350 years. It is massive enough to fit three Earth-sized planets in it.

## SATURN

Saturn has huge but thin rings, formed from dust particles.



## URANUS

Uranus has the lowest temperature of all the planets, with a minimum atmospheric temperature of  $-224^{\circ}\text{C}$ .

## NEPTUNE

One year on Neptune is equal to 165 years on Earth.



**FUN FACT: PLUTO IS NO LONGER CONSIDERED A PLANET SINCE 2006!**

**Learn the Solar system planets in sequence and learn their spellings (write two times each)**

[illegible]

**Help the space ship to fly till the moon and then return to the Earth.**



**Make a poster on The unique Planet Earth**

[illegible]



## **Holiday Home Work Class 3**



*Create a poster on an A-4 size Ivory sheet on  
the following topics*

**Type and take a print out**

**Font style: New Times Roman**

**Font Size: 16**



**III A & B – Do's & Don'ts in the  
Computer lab**



**Or**

**Classroom Norms**



**III C & D – Draw, Colour & Name any 2  
Input and Output devices**

