



MGD GIRLS' SCHOOL, JAIPUR



CLASS II (2026-27)

SUMMER HOLIDAY HOMEWORK

Dear Students,

Summer holidays are a wonderful time to relax, explore, and learn in fun and creative ways. This holiday homework has been planned to help you revise concepts, enjoy hands-on activities, and become more responsible learners.

As part of our theme, SDG in MGD – Action Begins with Me, try to follow simple Sustainable Development Goals (SDGs) in your daily life by caring for nature, saving water, avoiding waste, and helping others.

All the holiday homework should be completed neatly in the scrapbook unless mentioned otherwise.

Complete your work with sincerity and enjoy a happy, healthy, and meaningful vacation.

Happy Holidays!

Class Teacher

SUBJECT: ENGLISH

1. TRASH TO TREASURE (SDG 12: Responsible Consumption)

Activity: Don't throw it away—re-imagine it! Find a piece of "junk" (like a cereal box, a plastic bottle, or a toilet paper roll) and turn it into something useful or beautiful.

Your Task: Bring your creation to school. You will give a short "Show and Tell" answering:

What was it before?

What is it now?

2. THE CROCODILE ROLE-PLAY (Creative Drama)

Activity: Using "Best out of Waste" materials (like old cardboard or egg cartons), create two face masks:

The Enormous Crocodile (Make him look very hungry!)

The Not-So-Big Crocodile

Your Task: Keep these masks safe! We will use them for a fun role-play activity in class when you return.

3. KINDNESS BINGO (SDG 10 & 17: Helping Others)

Activity: Complete at least four acts of kindness. Check them off as you go:

Help an adult with a chore.

Share a toy with a friend or sibling.

Say "Thank you" to a community helper (like a guard or a delivery person).

Donate a book you have finished reading.

Your Task: Write a short "Thank You" note to a real-life hero in your neighbourhood (like a doctor, a soldier, or a teacher).

4. THE "BOOK JACKET" PROJECT (Family Reading Time)

Activity: Ask your parents to read with you! Pick a story, discuss the heroes and villains, and then create your own version.

Watch this for ideas: [How to Make a Book Jacket](#)

Your Task:

Create a Book Jacket: * Left Side: Draw a beautiful picture of your story.

Right Side: Write your story using this sequence:

Title of the Story

Characters & Setting

Beginning, Middle, and End


Action! Enact the story with your family. Make a 40-second video of your performance and send it to your class teacher on WhatsApp!

Write the sight words of English 5 times each in My Study Notebook and learn the spellings.



MGD Reading Champ Activity

To encourage the joy of reading and develop a lifelong love for books, MGD is organizing the “MGD Reading Champ” activity for students from Class I to Class XII.

Students who read the maximum number of books during the summer holidays will be honoured with the prestigious “Reading Champ Badge.” 

Activity Guidelines:

- * Students must bring and show the books they have read in class.
- * They will also present a short synopsis or brief narration of the book.

Let us turn every page into a new learning experience and celebrate the wonderful habit of reading! ✨

Note to Parents:

Actions speak louder than words! When your children see you reading or helping others, they will follow your lead. Encourage them to observe the world—whether it's saving water while brushing teeth or being kind to a neighbour. Every small step makes a big difference!

Have a Happy and Heroic Summer Break!

SUBJECT: SCIENCE

“Little Scientists at Work”

Students will prepare a creative Science scrapbook or Model based on the following topics:

- * 🌱 Plants are Living Things
- * 🌞 Light and Shadows
- * 🌙 Phases of the Moon

✦ Activity Details

1. Plants are Living Things

Grow any one plant at home (money plant, coriander, mustard, beans etc.).

Include:

- * Picture of the plant (3 pictures at different intervals)
- * Weekly growth observation
- * Things needed for plant growth

2. Light and Shadows

Use a torch or sunlight to create shadows using different objects.

Paste/draw:

- * Transparent object
- * Translucent object
- * Opaque object

Write which objects formed dark or light shadows.

3. Phases of the Moon

Create a simple model/chart showing different phases of the Moon.

Students may use:

- * Oreos/biscuits
- * Cotton
- * Paper plates
- * Clay or colour paper

Label:

-  New Moon
-  Half Moon
-  Full Moon
-  Crescent Moon
-  Instructions

- * Use a scrapbook or make a small model.
- * Work should be neat, colourful, and mostly done by the child.

 Exhibition Connection

Selected projects will be displayed during the Annual Exhibition

SUBJECT: MATHEMATICS

1. Write tables 6-8 (twice in your Maths notebook)
2. Make 10 sums each of addition, subtraction and solve it in Math Notebook.
3. Draw any 4 2D shapes in Math Notebook with an example.
4. From the following grid, colour the multiples of 3,4 and 5

Multiples of 3

1	2	3	4	5	6	7	8	9	10
11	12	13	14	15	16	17	18	19	20
21	22	23	24	25	26	27	28	29	30
31	32	33	34	35	36	37	38	39	40
41	42	43	44	45	46	47	48	49	50
51	52	53	54	55	56	57	58	59	60
61	62	63	64	65	66	67	68	69	70
71	72	73	74	75	76	77	78	79	80
81	82	83	84	85	86	87	88	89	90
91	92	93	94	95	96	97	98	99	100

Multiples of 4

1	2	3	4	5	6	7	8	9	10
11	12	13	14	15	16	17	18	19	20
21	22	23	24	25	26	27	28	29	30
31	32	33	34	35	36	37	38	39	40
41	42	43	44	45	46	47	48	49	50
51	52	53	54	55	56	57	58	59	60
61	62	63	64	65	66	67	68	69	70
71	72	73	74	75	76	77	78	79	80
81	82	83	84	85	86	87	88	89	90
91	92	93	94	95	96	97	98	99	100

Multiples of 5





1	2	3	4	5	6	7	8	9	10
11	12	13	14	15	16	17	18	19	20
21	22	23	24	25	26	27	28	29	30
31	32	33	34	35	36	37	38	39	40
41	42	43	44	45	46	47	48	49	50
51	52	53	54	55	56	57	58	59	60
61	62	63	64	65	66	67	68	69	70
71	72	73	74	75	76	77	78	79	80
81	82	83	84	85	86	87	88	89	90
91	92	93	94	95	96	97	98	99	100

SUBJECT - SOCIAL STUDIES

- * My Family
- * Services in My Neighbourhood
- * Means of Transport

Students will create a colourful 3D neighbourhood model using waste or craft material.

The model should include:

-  Home and family
-  Important neighbourhood places (school, hospital, police station, market etc.)
-  Different means of transport
-  Clean and green surroundings

Students may use:


- * Cardboard
- * Clay
- * Toy vehicles
- * Colour paper
- * Ice-cream sticks
- * Recycled materials

SDG Connection: “Action Begins with Me”

Add simple ideas like: Dustbins, Trees, Zebra crossing, Traffic signals

Exhibition Connection:

This project will also be displayed during the Annual Exhibition.

-  Creativity, neatness, and maximum child participation are encouraged.

SUBJECT - HINDI

हिंदी ग्रीष्मकालीन अवकाश गृहकार्य :

- 1) मधुर हिंदी सुलेख पृष्ठ संख्या 2 - 25 तक प्रतिदिन एक पृष्ठ लिखिए ।
- 2) किसी भी हिंदी कहानी का एक पृष्ठ रोज़ पढ़िए।
- 3) नवाकाश पाठ्यपुस्तक में पृष्ठ संख्या 28- 29 पर दी गई कलात्मक गतिविधि को बनाएँ और उस पर कहानी सुनाएँ। (SDG - 4)
- 4) हिंदी कॉपी - 1 में दिनों एवं महिनों के नाम लिखिए और याद कीजिए।
- 5) 1 - 20 तक हिंदी गिनती (शब्दों और अंकों) में हिंदी कॉपी- 1 में लिखिए।

NAME _____ CLASS - II _____

Class 2

SIGHT WORDS

From Science	From English	From Hindi
1) plant	1) excited	1) प्रणाम
2) living	2) awful	2) शिक्षक
3) Earth	3) enormous	3) मुश्किल
4) liquid	4) huge	4) तुम्हारा
5) mixture	5) crocodile	5) प्रतीक्षा
6) dissolve	6) narrow	6) क्योंकि
7) shadow	7) human dwelling	7) जिज्ञासु
8) sound	8) massive	8) व्यस्त
9) Human	9) wonderful	9) आँगन
10) equipment	10) gloomy	10) तितलियां
11) chain	11) bright	11) परिश्रम
12) force	12) warm	12) ईश्वर
13) magnet	13) extraordinary	13) धन्यवाद
14) phases	14) jerky	14) स्वयं
15) planet	15) laughter	15) सञ्जया
16) electricity	16) grinned	16) स्वास्थ्य
17) gravity	17) snorted	17) निर्णय
18) enquiry	18) terrible	18) प्रार्थना
19) research	19) because	19) प्रयत्न
20) identify	20) when	20) दृष्टि
	21) everyone	21) आश्चर्य
	22) brave	22) पौराणिक
	23) describe	23) श्रेष्ठ
	24) sentence	24) क्रोध
	25) characters	25) हड्डियां
	26) setting	
	27) clever	
	28) beginning	
	29) dialogue	
	30) different	