



MGD GIRLS' SCHOOL, JAIPUR

**HOLIDAY ASSIGNMENT
BOARD - CBSE
CLASS IX (2025-26)**

Dear Students,

As summer break begins, take this time to relax, reflect, and recharge. Alongside rest and recreation, let this be an opportunity to grow intellectually, creatively, and personally.

Your holiday homework is designed to enrich your learning beyond the classroom. Approach it with sincerity and originality. Ensure your work is neat, well-organized, and aligns with the subject-specific guidelines.

In addition, we encourage you to:

- **Read newspapers to stay informed about current affairs.**
- **Improve handwriting by writing a page in English and Hindi daily.**
- **Read at least two meaningful books and create a personal word journal.**
- **Be proactive and responsible—support your family and community in small but meaningful ways.**

**"Let summer light your inner flame,
Seek new knowledge, rise to fame.
Pause, reflect, explore, and read—
This season, plant your learning seed."**

Wishing you a productive, joyful, and refreshing holiday!



INDEX

- 1. English**
- 2. Hindi**
- 3. Sanskrit**
- 4. French**
- 5. Mathematics**
- 6. Science**
- 7. Social Studies**
- 8. Food Production**
- 9. Artificial Intelligence**
- 10. Multimedia**
- 11. Data Science**
- 12. Information Technology**
- 13. Introduction to Financial Marketing.**

ENGLISH

Instructions:

- Attempt all tasks (A and B).
- Be creative and original in your presentation.
- Integrate art, craft, and visuals wherever possible.
- Use A4 sheets or scrapbook, neatly compiled.
- The submission date is 30th June, 2025.



TASK A- Design a Poster along with a Slogan

Topic: Child Safety and Awareness

Reference Story: The Lost Child (Moments)

What to do?

Design a poster with:

- A **sketch or collage**: a lost child scene in a **vibrant village fairground**
- A **slogan or poem** reflecting the child's fear and yearning for safety
- **Bright visuals** showing **parental warmth, concern, and child's emotional state**

Use the Art Integration ideas given below:

From Rajasthan:

- Use **or Phad painting motifs** as borders or background patterns.
- Depict **Rajasthani attire** (lehengas, turbans) for the characters.
- Include a **Rajasthan village fair** scene (e.g., Pushkar fair).

From Nagaland:

- Use **Naga tribal patterns** (geometric, zigzag) to decorate the layout.
- Add **bamboo huts or hornbill motif** in the scenery.
- Illustrate a **Naga cultural festival**, such as **Hornbill Festival**, as the fair background.

TASK B – Cultural Collage & Reflection

Title: The Road Not Taken – A Journey of Choices and Cultures

Reference: The Road Not Taken – Robert Frost

What to do?



Create a **collage-based artwork** that visually interprets the theme of **choices and paths in life**, as depicted in the poem. Integrate **cultural symbols** from both **Rajasthan** and **Nagaland** to show how **different regions represent different journeys, values, and traditions**.

Collage Must Include:

- A **central quote** from the poem.
- A **symbolic visual** showing two diverging paths or choices.
- A **short reflection** (3–4 lines) connecting the poem's message to real life.
- Artistic and cultural motifs from **Rajasthan** and **Nagaland**.

Presentation Tips:

- Use **natural materials** like dried leaves, fabric swatches, or jute for texture.
- Add borders using **folk art** (e.g., Rajasthani miniature motifs, Naga geometric lines).
- Neatness, creativity, and thoughtful symbolism will be appreciated.

विषय - हिन्दी



निर्देश :--दिया गया कार्य पृथक फ़ाइल / फ़ोल्डर में करें

- *सुंदर लेख लिखें,
- *रचनात्मकता, कलात्मकता एवं मौलिकता का ध्यान रखें
- * कार्य को उत्साह एवं रुचि के साथ करें
- *प्रश्न 1, 2 एवं 4 तक एक अलग फोल्डर में करें इसमें अंक दिए जायेंगे
- *प्रश्न 5 एवं 6– कक्षा प्रस्तुति हेतु (रचनात्मकता एवं अभिव्यक्ति कौशल हेतु)

- 1. आपके द्वारा हाल ही में की गई किसी यात्रा का वर्णन करें (सचित्र / यात्रा संबंधित फोटो लगा कर)
2. आप अपने स्वयं के आपकी माँ के ,आपकी नानी / दादी के समय में क्या परिवर्तन देखते हैं (खान-पान, रहन-सहन, त्योहार, परिवार आदि के संदर्भ में) अपनी मां, दादी .नानी से बातचीत के आधार पर तुलनात्मक अध्ययन करें एवं लिखें ।
3. राजस्थान एवं नागालैंड परियोजना कार्य हेतु सांस्कृतिक ,साहित्यिक,उत्सव,कृषि आदि बिन्दुओं पर शोध कार्य करिए ।
4. आधुनिक काल एवं भक्ति काल के कवियों का कोलाज बनाएँ ,दोनों काल के किन्ही 2-2 कवियों के (कुल-4) बारे में जानकारी प्राप्त करें एवं लिखें तथा उनकी कोई रचना को गायन रूप में कक्षा प्रस्तुति हेतु तैयार करें ।
5. स्वयं को RJ मानते हुए – अपनी पसंद के किसी भी विषय पर रेडियो प्रस्तुति तैयार करें ।
6. प्रेमचन्द, हरिशंकर परसाई, मन्नू भंडारी, रविन्द्रनाथ टैगोर, शरद जोशी की कहानियां पढ़ें (कक्षाचर्चा) भारत एक खोज एवं चाणक्य धारावाहिक देखें ।

विषय: – संस्कृतम्

कक्षा – 9



निर्देशा: –

1. गृह - कार्यम् पृथक् अभ्यासपुस्तिकायां कर्तव्यम् ।
2. प्रत्येकपृष्ठे भवतः नाम , कक्षा वर्ग च लेखितव्यम् ।
3. ग्रीष्मकालीन अवकाशकार्यस्य मूल्यांकनम् पोर्टफोलियो / अभ्यास पुस्तिकायां भवितव्यम् ।
4. कार्यप्रदातुं अन्तिमतिथिः 1-7-25 अस्ति ।

गृहकार्यम्

1. कला समेकित परियोजनान्तर्गत – (एक भारत: - श्रेष्ठ भारत:) अधोलिखितानां उपविषयानां शोधकार्यम् कृत्वा तथ्यानाम् संग्रहणं कुरुत-

मुख्यः विषयः - मनमोहकः नागालैण्डः - गर्वितः राजस्थानः

1. नागालैण्ड - राजस्थान द्वयोः राज्ययोः जनानाम् जीवनवृत्तेः साधनानि ।
2. नागालैण्ड - राजस्थान द्वयोः राज्ययोः राज्ययोः कृषि-आधारिता जीवनवृत्तिः ।
3. नागालैण्ड - राजस्थान द्वयोः राज्ययोः भौगोलिकपरिस्थिति- आधारिताः आहाराः ।
4. नागालैण्ड - राजस्थान द्वयोः राज्ययोः प्राकृतिक- सौंदर्यम् ।
5. नागालैण्ड - राजस्थान द्वयोः राज्ययोः राज्ये ऋतु-अनुसारम् कृषि-उपजाः ।
6. नागालैण्ड - राजस्थान द्वयोः राज्ययोः प्रमुखाः उत्सवाः ।
7. नागालैण्ड - राजस्थान द्वयोः राज्ययोः प्रमुखाः नृत्याः जनानाम् वेशभूषा च ।

2.. अभ्यासकार्यस्य प्रत्येकविषयस्य 5 प्रश्नाः करणीयाः ।

(अ) अभ्यासकार्यम् - क - अपठित - अवबोधनम्

ख - पत्रलेखनम्

ग - चित्र वर्णनम्

(ब) पूर्व-पाठितं व्याकरणिक - विषयानाम् अभ्यासं कुरुत ।

3. लेखनस्य स्मरणकार्यस्य च गतिविधिम् आन्तरिकमूल्याङ्कने ग्रहीष्यते ।

(अ) लेखनकार्यम् - कुटुम्ब वृक्षः –

स्वपरिवारस्य छायाचित्रं पेटित्वा तस्मिन् दर्शितं प्रत्येक सदस्यस्य अभिधानं (नाम) एवं तेन/तया सह स्व संबंधं द्वयोः वाक्ययोः संस्कृत-भाषायां स्व उत्तर-पुस्तिकायां लिखित्वा कुटुम्ब - वृक्षम् रचयत ।

(ब) स्मरणकार्यम् - संस्कृतगीतम् (कस्मिन् एव विषये) स्मरत ।

अथवा

संस्कृत भाषायां 'जन्मदिवसस्य गीतम्' कंठस्थ कृत्वा स्व उत्तर-पुस्तिकायां लिखत ।

4. वर्ण – विचार एवं उच्चारणस्थानानां तालिकां चार्ट पत्रे प्रदर्शयत ।

FRENCH

Instructions : Students should bring the work in the pen drive.

- Holiday Homework should be submitted on time.
- Class presentation and all the work should be in French language.

Create a PowerPoint Presentation on any francophone country in French Language.

Sections and Elements

Geography (e.g., continent, major cities, rivers/lakes, borders, maps), history, current events, imports/exports, population, languages, regional expressions, food, literature, famous people, weather, traditions, fashion, sports, technology, religion, education...

Parameters

Creativity in PPT and Class presentation



SUBJECT: MATHEMATICS

GENERAL INSTRUCTIONS:

Do all the questions in A4 Sheets or colored sheets. Place them in a folder. These can be used as Multiple Assessment/Portfolio.

Please revise all the work done till now.

ACTIVITY 1 - WORD MAZE

SEARCH THE WORDS IN THE MAZE BELOW:

Rational Numbers

K E V I T I S O P Y U O W B V R T
 C N T W C Y J R E G E T N I G C W
 E E N W I T H D R A W Y O F U O N
 C G Z M A F L A M I C E D D B D F
 N A X L A N O I T A R Z O G E U Z
 A T J T N E I T O U Q R G B S O R
 T I L Q I Y J W B D P R V V Z K N
 S V C S R M Y P O P P O S I T E O
 I E E U L A V E T U L O S B A H I
 D Q L O K G I S U M N U Q C B U T
 P D E B T F N O I T C A R F Q T I
 S Z R H U W E C N E R E F F I D D
 Z K D Y G O L B V U G X I F M B D
 M N O I T A C I L P I T L U M W A
 S M S U B T R A C T I O N H L W W
 I X A L D E P O S I T H O D W L U
 F H N O I S I V I D C U E J Y X G

ABSOLUTE VALUE	MULTIPLICATION	SUBTRACTION	DIFFERENCE
POSITIVE	WITHDRAW	DISTANCE	QUOTIENT
ADDITION	DIVISION	NEGATIVE	POSITIVE
SUBTRACTION	RATIONAL	DEPOSIT	PRODUCT
INTEGER	DECIMAL	DEBT	SUM

ACTIVITY 2- FIND THE TENS

How to play Find The Tens:

Some numbers in this puzzle will make a total of 10 when added up.

These numbers can be connected horizontally, vertically or diagonally.

The connected numbers must be in one straight line.

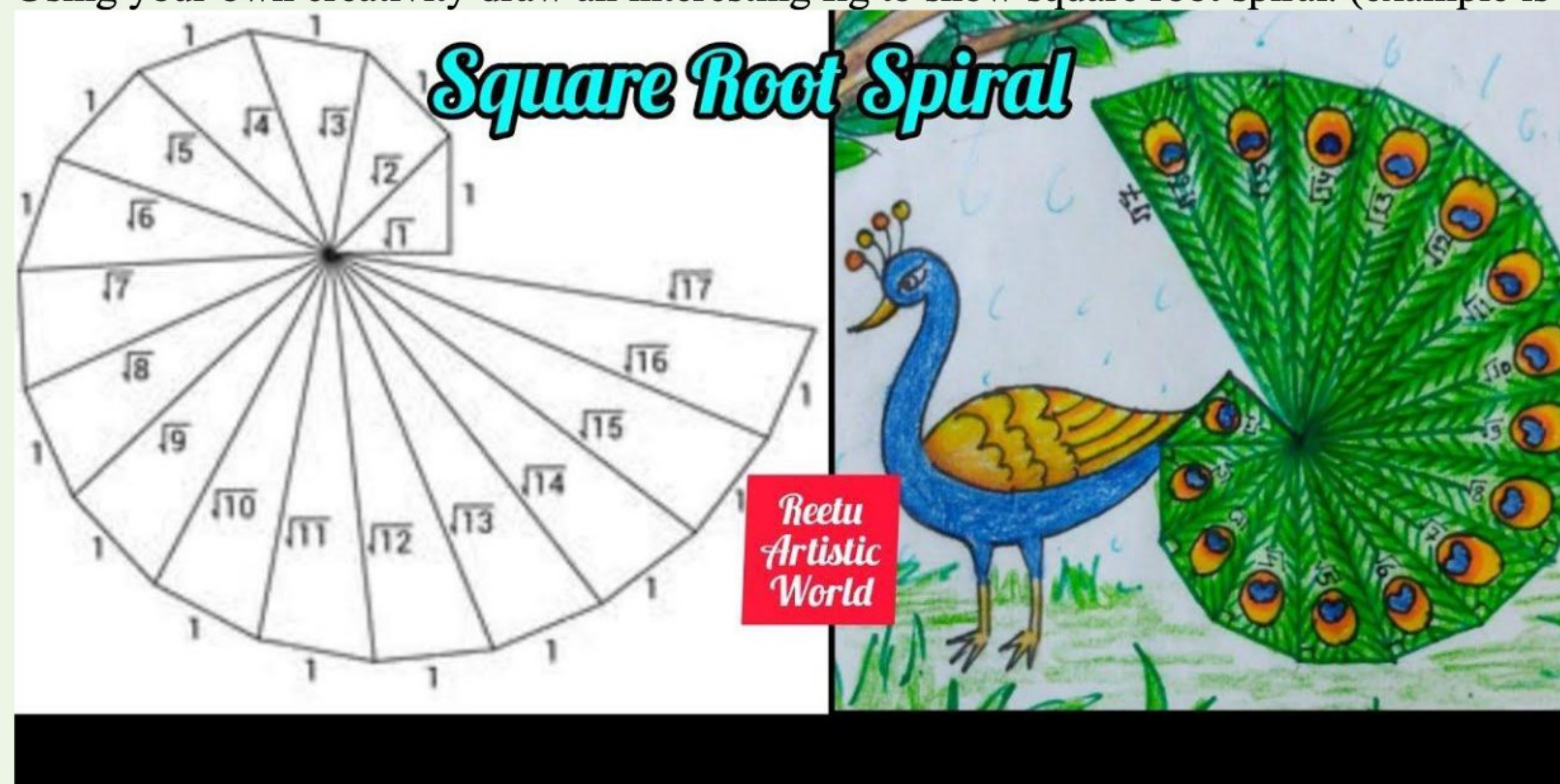
How many 10's can you find?

2	2	2	6	6	9	7	5
7	2	7	7	2	9	4	8
9	8	7	5	1	6	2	9
1	9	5	2	7	7	6	7
1	6	2	3	6	7	5	3
5	3	5	6	8	1	7	4
9	3	3	8	7	3	6	5
5	6	1	8	1	6	5	6

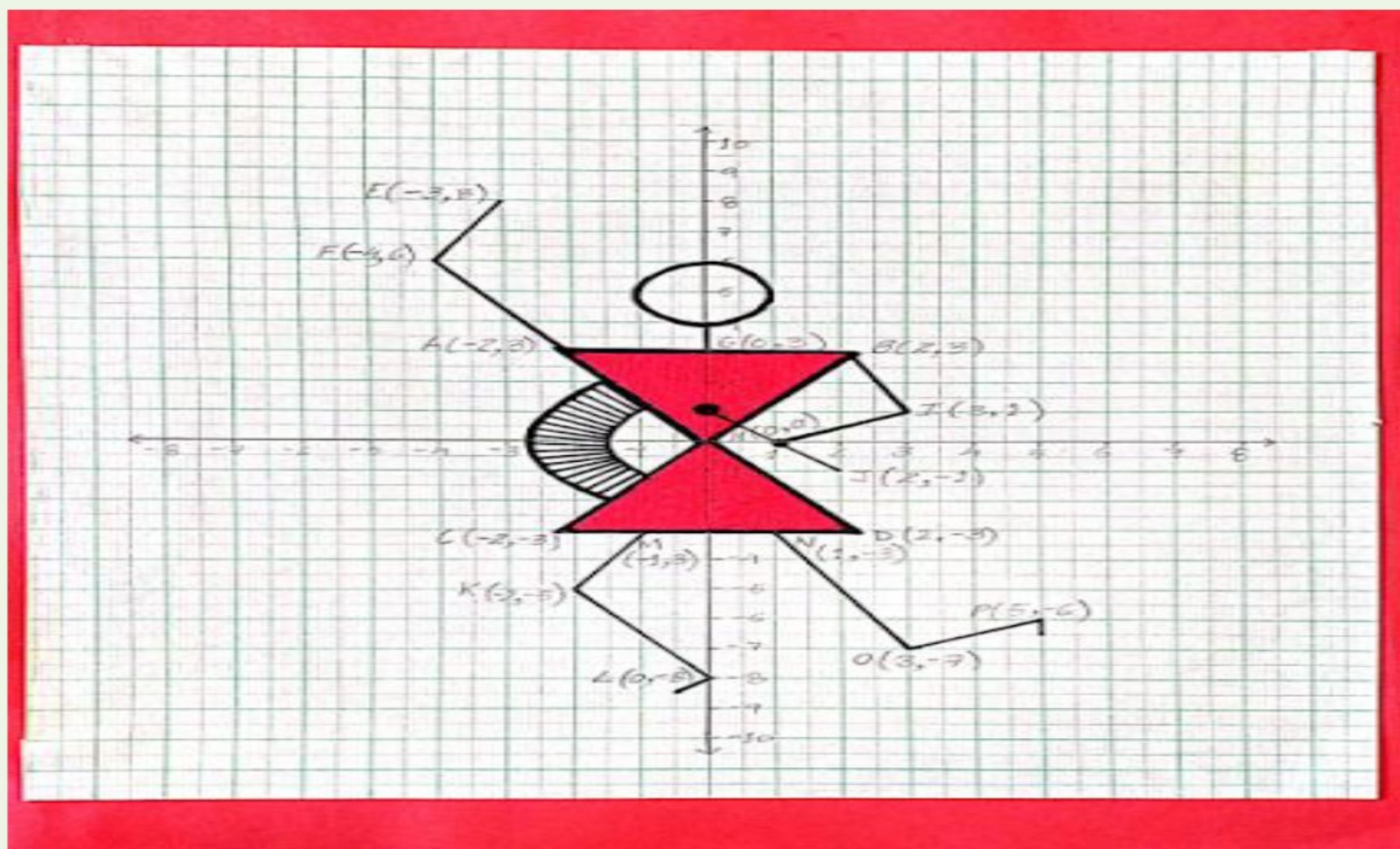
2. CREATIVITY CORNER

(A) SQUARE ROOT SPIRAL ACTIVITY:

Using your own creativity draw an interesting fig to show square root spiral. (example is shown)



(B) COORDINATE GEOMETRY ACTIVITY:



Plot coordinates(points) in a cartesian plane.

You are free to select coordinates. Using these coordinates make a drawing that reflects Your creative skills.(A fig for reference is shown here.)

3. Complete the given worksheets and attach them with the assignment.

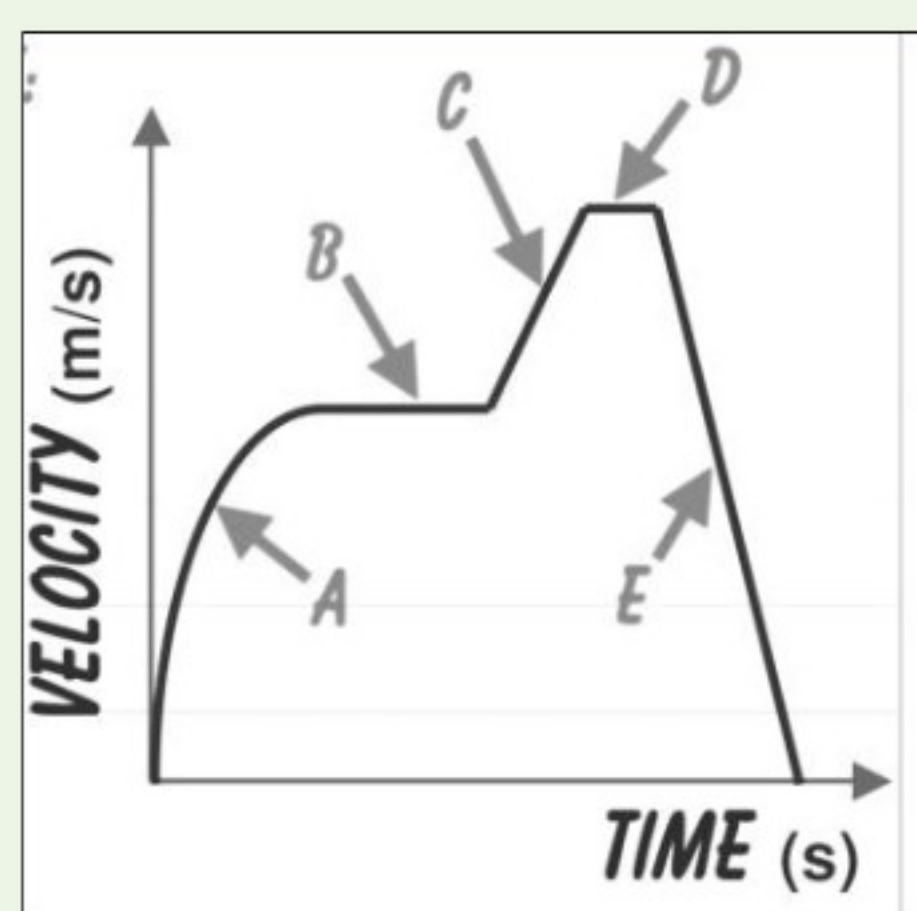
4. Do research work for art integrated project under Ek Bharat Shreshtha Bharat paired states Rajasthan and Nagaland.

SCIENCE

Physics

Do these questions in your physics notebook.

1. Draw a velocity-time graph for an object accelerating uniformly from rest to a final velocity of 20 m/s in 4 seconds.
2. Sketch an acceleration-time graph for an object accelerating uniformly at 2 m/s^2 for 5 seconds.
3. Draw a velocity-time graph for an object accelerating non-uniformly, such as a car accelerating from 0 to 60 km/h in a non-linear fashion.
4. Given a velocity-time graph identify:
 - A Constant Velocity
 - A Constant Acceleration
 - A Constant Deceleration
 - A Changing Acceleration



5.*Elevator Motion*: An elevator accelerates upward, then moves at a constant speed, and finally decelerates to stop. Describe its velocity and acceleration during each phase.

Or

Space Mission: A spacecraft travels from Earth to Mars. Describe its velocity and acceleration during different phases of the journey.

Chemistry

6.Assertion-Reason Questions

Options:

- A. Both A and R are true and R is the correct explanation of A
- B. Both A and R are true but R is not the correct explanation of A
- C. A is true but R is false
- D. A is false but R is true

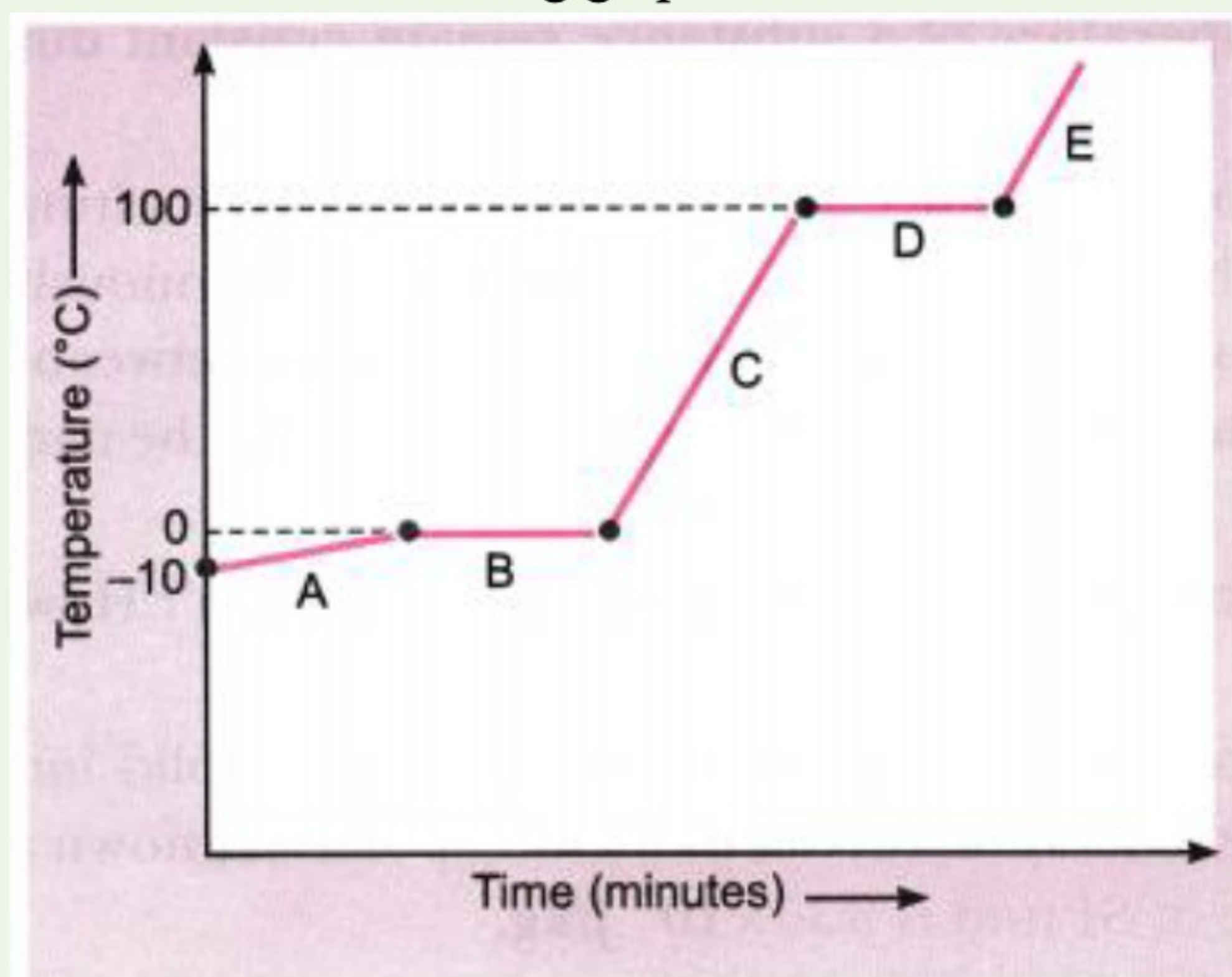
i. Assertion (A): Clothes dry faster on a windy day.

Reason (R): Increase in wind speed decreases the rate of evaporation.

ii. Assertion (A): Camphor disappears without leaving any residue when kept in open air.

Reason (R): Camphor undergoes sublimation, changing directly from solid to gas.

7. Observe the following graph which shows the heating curve of water and answer the questions:



- a. What phase change occurs between points A and B?
- b. What is the state of matter at:
 - i. Point C
 - ii. Point D
 - iii. Point A
- c. What does the flat line depict at 0°C and 100°C ? Explain using the scientific terms as: melting point, boiling point, latent heat of vaporisation, latent heat of fusion etc.

8. Scientists have been researching two extreme states of matter — Plasma and Bose-Einstein Condensate (BEC). Plasma is used in technologies like neon lights and future energy sources like fusion reactors. On the other hand, BEC is created at temperatures close to absolute zero and helps researchers study quantum mechanics.
- Imagine you are a scientist trying to solve one of the world's problems using either Plasma or BEC.
 - Which state of matter would you choose to explore and why?
 - What real-world problem could your research help solve?
 - Show how the unique properties of that state of matter assist in your solution?

Biology

A-Student will make science Portfolio during summer break. Portfolio must have

- Cover page
- Index
- Mind maps based on –Fundamental Unit of Organism-Cell, Plant Tissues ,Animal tissues
- Read the above mentioned chapters pick a topic of your choice from each chapter and draw mind map based on those topics.
- Make your Mind Maps informative, creative and artistic .

Case Study / Real-World Example

Choose one disease (e.g., Malaria, Typhoid, COVID-19 or any other communicable disease):

- How it spreads.
- Symptoms.
- Preventive measures.- personal hygiene. Vaccination, Clean drinking water and proper sanitation
- How the community/government tackled it.
- Role of public facilities (hospitals, garbage disposal, water supply).
- Importance of collective effort in disease prevention.
- Attach photos/pictures/sketch/poster with case study.
- Note- Portfolio work to be done in file and submitted when school reopens

Social Science

Holiday Homework: Work Plan 1

Social Science Project Document

For this interdisciplinary project, students will work in groups. Each group will focus on a specific aspect of forest conservation and management. Students must individually prepare slides on the given topics.

Group Topics:

1. Classification of Forests – Types
2. Forest Classification During the Colonial Regime
3. Wildlife of Forests – Habitats and Endangered Species

4. Threats to Forests and Conservation Methods by Government and Local Communities
5. Rebellions in the Forests During Colonial Rule
6. Scientific and Commercial Forestry
7. Impact of Colonial Rule on Forests and Tribals

Instructions:

- Each group will prepare 5-6 slides.
- The slides should include an objective and expected outcomes for each topic.

Students can explore different aspects of the presentation:

- Research work (interviews)
- Role play
- Story-based presentations
- Art integration (collages, posters)
- Interactive bulletin board
- Concept maps
- Gallery work
- Technology integration

Holiday Homework: Work Plan 2

Individual Project: Disaster Management

Each student is required to complete an individual project focusing on disaster management. The project should cover the following natural disasters:

1. Earthquake
2. Flood
3. Tsunami
4. Drought
5. Cyclone

Ensure your project includes relevant facts, causes, impacts, and disaster management strategies. You may also include visuals, diagrams, and real-life case studies

FOOD PRODUCTION

Do the given homework in practical file as per instructions:

- Five distinct napkin folds should be prepared and attached in the Food Production file along with their names .
- Draw a chart on departments of the hotel industry in food production file and briefly explain the role of each department with suitable pictures .

ARTIFICIAL INTELLIGENCE

Date of submission: - 8th July 2025

What is “Quick Draw!”? Use the software to make any 3 drawings. Paste the hard copies in your note book.

Read each task mentioned below and decide if it requires human intelligence (HI) or not (NI). For each task, select the appropriate category mentioned alongside.

Task 1: Adding up the numbers in a shopping receipt. [HI / NI]

Task 2: Creating a new recipe for a tasty sandwich. [HI / NI]

Task 3: Sorting a deck of cards by their suits. [HI / NI]

Task 4: Painting a wall using a single color. [Hi / NI]

Task 5: Solving a tricky math puzzle. [HI / NI]

Task 6: Identifying which picture has a tree in it. [HI / NI]

How can visual communication impact people of all literacy levels and what are its key advantages?

Read the following sentences and identify the specified parts of speech within each sentence. For each sentence, write down the specifier part of speech or words in the blanks.

“She quickly ran to the park.”

Subject : _____

Verb: _____

Adverb: _____

“Sara and Tom are good friends.”

Subject : _____

Conjunction: _____

Adjective: _____

“The cat chased the mouse but it escaped.”

Object : _____

Conjunction: _____

Pronoun: _____

“Wow! That was an amazing performance.”

Interjection: _____

(b) Adjective: _____

MULTIMEDIA

1. Draw and explain the **first color theory wheel**.
2. Describe the concept of **Tints, shades and Tones** in the study of color Theory.
3. Explain the **Newton’s color circle** with suitable diagram.
4. Write the concept of **CMYK** and **RGB** model.
5. Explain the different forms of **non-verbal communication**.
6. Draw and label the **toolbox** of Adobe Photoshop.
7. Describe the color theory developed by **Sir Mayer**.
8. Write the **features** of Photoshop in points.
9. Explain the utility of the following tools:-
 - a. **Magic Wand**
 - b. **Crop**
 - c. **Brush**
 - d. **Patch**
 - e. **Smudge**
10. Why separate **layer** is used to insert image in Photoshop?

DATA SCIENCE

Q 1. Create a 4-panel comic strip using MS-Powerpoint or Canva showing a conversation between two characters using different methods of communication (verbal, non-verbal, visual, and written).

Characters:

Zara – A curious, tech-savvy student.

Mr. Leo – A friendly robot teacher who helps students learn in creative ways.

Scene:

Planning a School Science Fair

Comic Strip Panels:

Panel 1 – Verbal Communication (Spoken Words)

Scene: Zara and Mr. Leo are talking in the classroom.

Dialogue:

Zara: “Mr. Leo, can we organize a science fair this month?”

Mr. Leo: “That sounds exciting! Let’s plan it together!”

Panel 2 – Non-verbal Communication (Gestures/Body Language)

Scene: Mr. Leo gives a thumbs-up while Zara claps her hands excitedly.

(No words – just expressive gestures and facial expressions.)

Show Zara’s face glowing with excitement and Mr. Leo giving a proud robotic smile.

Panel 3 – Visual Communication (Images/Signs)

Scene: Zara holds up a colorful poster design for the science fair that shows rockets, planets, and testtubes.

The poster says: “SCIENCE FAIR – Innovation in Action!”

Panel 4 – Written Communication (Text/Email/Notes)

Scene: Mr. Leo is typing an email on his built-in screen, with Zara looking over his shoulder.

Text on screen:

"Dear Principal,

We would like to request permission to conduct a Science Fair on 10th July..."

Submission:

Print your work in color and affix it in your computer notebook.

Last date to submit the assignment:- 08/07/2025

INFORMATION TECHNOLOGY

Q1 Make a ppt and prepare a chart(in your practical file) about 7 Cs of effective communication.

Q2 Prepare all exercises of Chapters 1 and 2 of Employability skills

INTRODUCTION TO FINANCIAL MARKETS

1. Revise Chapter 1,2 &3
2. Make a Project on a topic from the curriculum as per the guidelines discussed in the class.
3. Make a board game based on Financial literacy and awareness in group of 5 students and submit it on 30th June.

ART

Floral Composition on A3 size sheet

