



MGD GIRLS' SCHOOL, JAIPUR

HOLIDAY HOMEWORK CLASS- VI (CBSE) SESSION: 2025-2026

Dear Students,

As summer break begins, take this time to relax, reflect, and recharge. Alongside rest and recreation, let this be an opportunity to grow intellectually, creatively, and personally.

Your holiday homework is designed to enrich your learning beyond the classroom.

Approach it with sincerity and originality. Ensure your work is neat, well-organized, and aligns with the subject-specific guidelines.

In addition, we encourage you to:

- **Read newspapers to stay informed about current affairs.**
- **Improve handwriting by writing a page in English and Hindi daily.**
- **Read at least two meaningful books and create a personal word journal.**
- **Be proactive and responsible—support your family and community in small but meaningful ways.**

**"Let summer light your inner flame,
Seek new knowledge, rise to fame.
Pause, reflect, explore, and read—
This season, plant your learning seed."**

Wishing you a productive, joyful, and refreshing holiday!

INDEX

1. ENGLISH

2. HINDI

3. SANSKRIT

4. FRENCH

5. MATHEMATICS

6. SCIENCE

7. SOCIAL SCIENCE

8. COMPUTER SCIENCE

9. ART

English



Instructions:

1. Please follow instructions with each task.
2. Enjoy the reading challenge and your vacations.
3. Stay hydrated, make sure you learn a new skill.
4. Most Important , upgrade certain habits like following a routine, making up your own bed, cleaning your room , helping your mother . God Bless.

TASK 1

TOPIC: AN INVITATION TO WITNESS THE WONDERS OF NAGALAND/RAJASTHAN


Write an informal email to your friend living abroad about the specialities of Nagaland/Rajasthan. You may attach pictures related to food, dances, music, festivals, places to visit, art and craft. You can also invite her to visit your state.

Materials Required:

- A4 Size Sheet or a Scrap Book
- Sketch Pens, Crayons, Pencil Colour's
- Pictures (preferably hand drawn),
- Scissors (to neatly cut pictures) and Glue Stick
- Ruler, Pencil, Eraser

TASK 2

READING CHALLENGE



Here is a list of suggested Reading:

The Wind in the Willows by Kenneth Graham
The Adventures of Tom Sawyer by Mark Twain
Black Beauty by Anna Sewell
The Call of the Wild by Jack London
Rikki-Tikki-Tavvi by Rudyard Kipling
Where the Red Fern Grows by Wilson Rawls

Please Note:


1. Choose any two books for reading.
2. You will need to talk about the theme, characters, present a review as per subject teacher's instructions , when you join back after summer vacation.

HAPPY READING

Hindi



1. हिन्दीमहीनोंकेनामलिखिए|(A - 4 Size Sheetपर)
2. हिन्दीगिनतीलिखिए 1से50तक| (A - 4 Size Sheetपर)
- 3.अपनेपसंदकेरामायणकेपात्रकेसंवादकाप्रस्तुतीकरण|
4. अपनीदादीयानानीसेउनकेजीवनअनुभवपरसाक्षात्कारलिखिए|
- 5.राजस्थानएवंनागालैंडराज्योंपरनिम्नलिखितविषयोंपरशोधकार्य (Research)
कीजिएएवंकक्षामेंप्रस्तुतकीजिए –
i)उत्सव ii)नदिया iii)पर्यटन iv)कृषि



Sanskrit



निर्देश - छात्राएँ अपना कार्य सुन्दर लेख में करें।

1. तीनों लिंगों के आधार पर सचित्र संज्ञा शब्दों की तालिका निर्माण अभ्यास पुस्तिका में कीजिए।
(कोई भी पांच शब्द)
2. संस्कृत में 1-10 सचित्र संख्या लिखिए। (A-4 साइज़ शीट पर)
3. फल एवं सब्जियों के चित्र सहित नाम अभ्यास पुस्तिका में लिखिए।
4. राजस्थान एवं नागालैंड के लोगों की वेशभूषा और भोजन पर कक्षागत गतिविधि हेतु शोध कीजिए।

French

Instructions :

- Students should do all the work neatly.
- Holiday Homework should be submitted on time.
- Revise the work done till now (Leçon-1 and 2)
- Cover and decorate your French notebook. Take ideas from internet.
(For example you can paste pictures of “Le drapeau français ou la Tour Eiffel” etc.)
- Make two bookmark and write any salutation on the bookmark. Write the salutation only in French. (One salutation on one bookmark)
For example : <<AUREVOIR>>, <<MERCI>>, <<BONJOUR>> etc.
- Present any 7 things for which France is famous. (Use pictures)
For example : la tour Eiffel, le Louvre, les fromages etc.
- Learn any one poem or rhyme in French.
<https://youtu.be/78AHVUfeZr4>
Watch French nursery rhymes using the link given above, Learn and present any one rhyme in the class after the summer vacations.

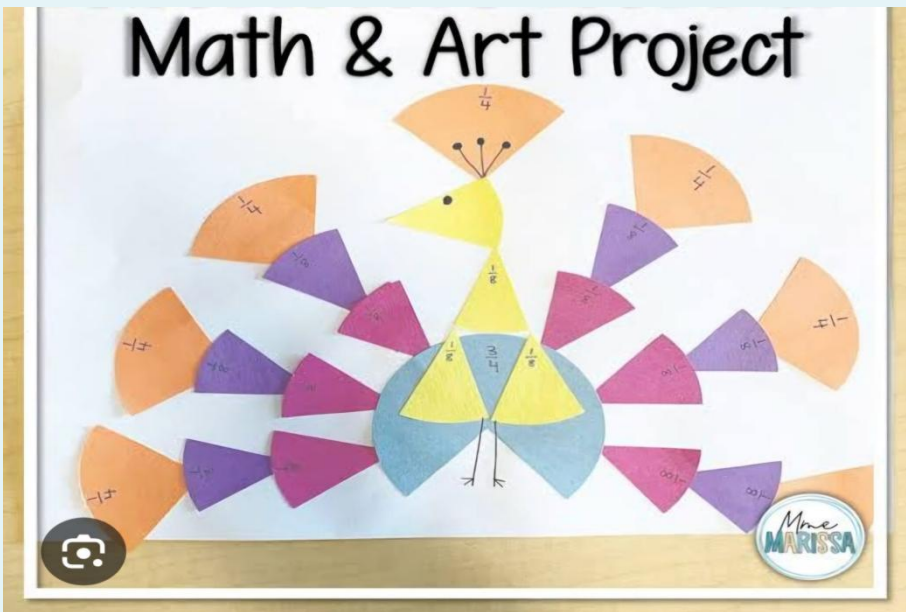
Mathematics

GENERAL INSTRUCTIONS:

- *Revise all the work done till now.*
- *In case of any query contact your subject teacher.*

ACTIVITY – 1 Make creative border 1m long and 5cm broad using patterns.

ACTIVITY- 2 Make a figure of any animal or bird on A3 size sheet by cutting and pasting different type of angles (refer the picture below).



ACTIVITY – 3

Math – o – craft

Create one mathematical shape / design using origami

Refer videos

https://www.youtube.com/shorts/_pyVODyWy9M?feature=share (for Roll no. 1 to 16)

<https://youtu.be/3sgSri1fZFI> (for Roll no. 17 to 32)

SCIENCE

1. Create a Mini Science Journal

- **Task:** Maintain a science diary for 10–15 days.
- **Content ideas:** Observe and note:
 - Weather changes (temperature, rain, clouds)
 - Plants growing in your garden or surroundings
 - Moon phases
 - Any cool science fact or experiment you try
- **Creative twist:** Add drawings, photos, or even pressed leaves!

2. Science Around Us – Scrapbook

- **Theme:** “Science in Daily Life”
- **What to include:**
 - Science in the kitchen (fermentation, boiling, freezing)
 - Science in transport (friction, motion)
 - Science in technology (how fans, TVs, or phones work)
- **Add:** Pictures, clippings, drawings with short explanations.

3. Create a Comic Strip

- **Theme ideas:**
 - “A day in the life of a water droplet”
 - “The superhero senses of a human body”
- **Tools:** Use paper.

Observe & Learn (Answer in 1-2 lines)

1. List any two magnetic objects at home.
2. Name two things in your kitchen that can dissolve in water.



SOCIAL SCIENCE

1. Topic- Cultural Calendar

- Make a Table calendar that features 12 festivals from across India (1 per month), including a short description of how it's celebrated and where it is popular.

2. Map Work- Locate all the states and their capitals on the political map of India.

- Map work to be done in the Social Science notebook.

Submission Date -3rd July 2025

COMPUTER SCIENCE

Project:- My Favorite Author and his Book

Objectives:

- Students will learn to create a PowerPoint presentation.
- Students will practice research skills, critical thinking, and creativity.
- Students will develop presentation skills and confidence.

Materials:

- Computers with PowerPoint software
- Internet access
- Research materials (books, articles, websites)
- PowerPoint template (optional)

Procedure:

Step 1: Read a story book of your favourite author.

Step 2: Gather information on:

- Author's biography
- Book summary
- Themes, characters, and plot

Step 3: Design a beautiful title slide relevant to the story title.

Step 4: Write the summary of story in 4-5 slides.

Step 5: Write the biography of the author in one slide.

Note-

- Demonstrate basic PowerPoint skills:
- Creating slides
- Adding text, images, and graphics
- Using transitions and animations

Submission:

-Print your work (all the three web pages) in color and affix it in your computer notebook.

-Last date to submit the assignment:- 08/07/2025

ART

Flower Composition on A4 A4-sized sheet

