



MGD GIRLS' SCHOOL, JAIPUR
HOLIDAY ASSIGNMENT
Board CBSE
CLASS – VIII
SESSION – 2026 – 2027

Dear Students,

As summer break begins, take this time to relax, reflect, and recharge. Alongside rest and recreation, let this be an opportunity to grow intellectually, creatively, and personally.

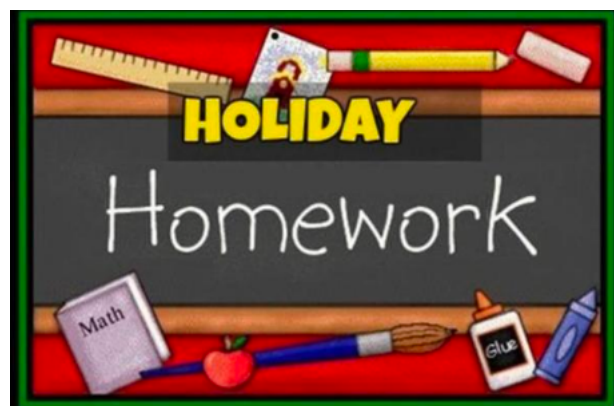
Your holiday homework is designed to enrich your learning beyond the classroom. Approach it with sincerity and originality. Ensure your work is neat, well-organized, and aligns with the subject-specific guidelines.

In addition, we encourage you to:

- Read newspapers to stay informed about current affairs.
- Improve handwriting by writing a page in English and Hindi daily.
- Read at least two meaningful books and create a personal word journal.
- **Be proactive and responsible—support your family and community in small but meaningful ways.**

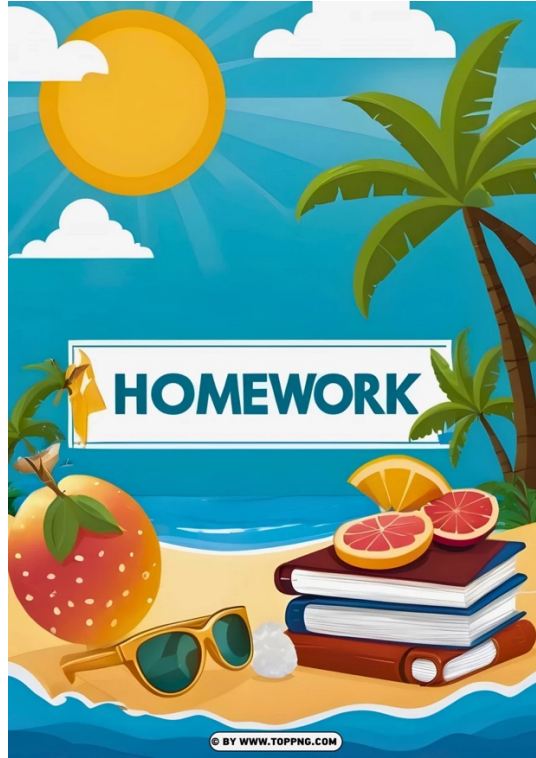
"Let summer light your inner flame, seek new knowledge, rise to fame. Pause, reflect, explore, and read— This season, plant your learning seed."

Wishing you a productive, joyful, and refreshing holiday!



INDEX

1. English
2. Hindi
3. French
4. Sanskrit
5. Mathematics
6. Science
7. Social Science
8. Computer Science
9. Art
10. Clay Modelling



ENGLISH

Materials Required: For Task 1 and 2

- A4 sheets
- Pen/pencil & eraser
- Colours (sketch pens/crayons)
- Printed photo
- Glue
- Markers

Note: Submit your holiday homework in a file made from waste (recycled) materials.

Task 1: The Art of Nature

Integrated SDG-Based Activity Question

Compose a nature-based poem highlighting the importance of protecting the environment and connecting it with **SDG 13: Climate Action** or **SDG 15: Life on Land**. Identify the poetic devices used in the poem. Spend quality time with your family members in a garden, click one or two pictures together, and paste them in your project file. Also write a few lines describing how spending time in nature helps us care for the environment.

Hints:

- Choose a simple **nature theme** (trees, rain, flowers).
- Write **8 to 10 lines** with easy words and some **rhyming**.
- Show feelings using **descriptive language**.
- Identify 2,3 **poetic devices** (simile, personification, alliteration) with examples.

Task 2: Sustainable Art Inspired by Rajasthan and Nagaland (AIP)

Create an eco-friendly artwork using a black-and-white print of a painting. Colour or decorate it using sustainable or waste materials, and compare the regional art forms of Rajasthan and Nagaland through recycled materials. Describe the materials used, the procedure followed, and the similarities and differences between the two art forms. Also explain how your artwork promotes the Sustainable Development Goals (SDGs), especially responsible consumption, sustainable communities, and environmental conservation.

Hints:

- Choose one art form from **Rajasthan** and one from **Nagaland**.
- Note **similarities and differences**.
- Use **recycled materials** (paper, cardboard, cloth).
- Write 3 to 4 lines on **art forms, materials, and steps**.
- Date of submission - 6 July 2026

READING CHAMP

Dear students

The famous writer, C S Lewis said, “Literature adds to reality, it does not simply describe it.”

Reading is not merely a habit; it is a quiet awakening of the mind and spirit. In an era of fleeting distractions, reading anchors the mind, refines language, nurtures imagination and cultivates patience, focus, empathy, perspective, and discernment.

Books are faithful companions, reflecting our inner selves while opening vistas beyond our immediate world. Therefore, we would like to share a list of readable books with you. Knowing, for sure, that you will read the maximum number of books from the given list.

A true **Reading Champ** never stops exploring through pages. Challenge yourself this summer to read as many books as you can, because every book you finish adds strength to your mind and wings to your dreams. Read more, learn more, and grow more every single day.

Recommended Books:

1. The Diary of a Young Girl by Anne Frank
2. The Blue Umbrella by Ruskin Bond
3. The 7 Habits of Highly Effective Teens by Sean Covey
4. Wings of Fire by Tui Tamara Sutherland
5. You are Born to Blossom by A.P.J. Abdul Kalam
6. The Invisible Man by H. G. Wells
7. Around the World in Eighty Days by Jules Verne
8. The Adventures of Sherlock Holmes by Arthur Conan Doyle
9. Swami and Friends by R. K. Narayan
10. The Old Man and the Sea by Ernest Hemingway
11. Secret Garden — Frances Hodgson Burnett



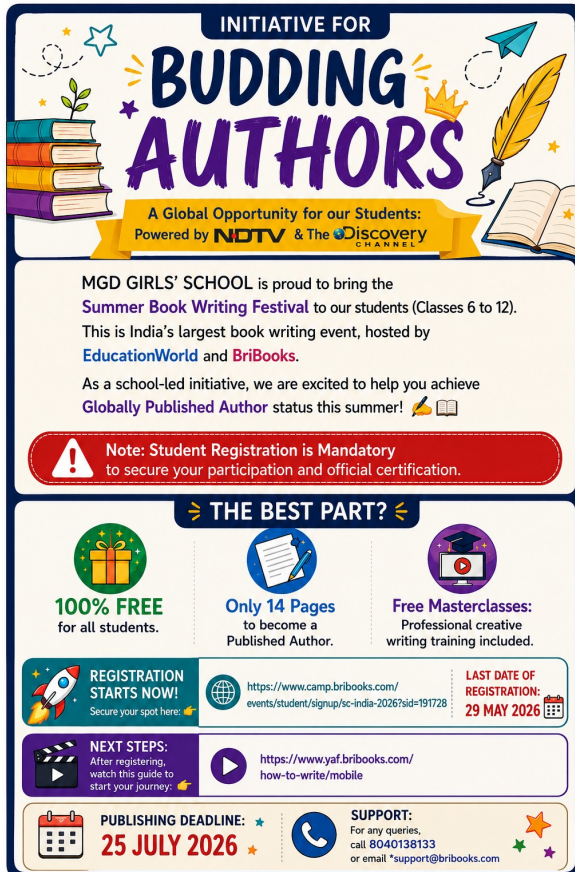
BUDDING AUTHORS ARCADE

As your reading journey continues, you will surely be inspired to pen a book yourself. The school is providing you a great opportunity to be a published author.

Register yourself by 29 May 2026

Secure your spot here:

<https://www.camp.bribooks.com/events/student/signup/sc-india-2026?sid=191728>



INITIATIVE FOR
BUDDING AUTHORS
A Global Opportunity for our Students:
Powered by **NDTV** & The **Discovery CHANNEL**

MGD GIRLS' SCHOOL is proud to bring the **Summer Book Writing Festival** to our students (Classes 6 to 12). This is India's largest book writing event, hosted by **EducationWorld** and **BriBooks**. As a school-led initiative, we are excited to help you achieve **Globally Published Author** status this summer! 📖 ✍️

Note: Student Registration is Mandatory to secure your participation and official certification.

THE BEST PART?

- 100% FREE** for all students.
- Only 14 Pages** to become a Published Author.
- Free Masterclasses:** Professional creative writing training included.

REGISTRATION STARTS NOW! Secure your spot here: <https://www.camp.bribooks.com/events/student/signup/sc-india-2026?sid=191728> **LAST DATE OF REGISTRATION: 29 MAY 2026**

NEXT STEPS: After registering, watch this guide to start your journey: <https://www.yaf.bribooks.com/how-to-write/mobile>

PUBLISHING DEADLINE: **25 JULY 2026**

SUPPORT: For any queries, call 8040138133 or email *support@bribooks.com

HINDI



रचनात्मक लेखन (पत्र / साक्षात्कार)

1. प्रश्न: कल्पना कीजिए कि हमारी धरती माता आज के बढ़ते प्रदूषण, जल संकट और बिगड़ते पर्यावरण को लेकर आपसे बातचीत करना चाहती हैं। इस विषय की गंभीरता को समझते हुए, आप नीचे दिए गए दो विकल्पों में से किसी एक पर अपना सृजनात्मक लेख तैयार कीजिए।

विकल्प A - 'धरती की पाती बच्चों के नाम' - धरती माता की तरफ से एक भावुक और प्रेरक पत्र लिखिए, जिसमें वे प्राकृतिक संसाधनों की सुरक्षा के लिए आपको और आपके साथियों को संदेश दे रही हों।

विकल्प B - 'धरती माता से काल्पनिक साक्षात्कार': धरती माता और आपके बीच का एक रोचक और गहन संवाद (Interview) लिखिए। इसमें आप उनसे उनकी समस्याओं के बारे में पूछें और एक ज़िम्मेदार नागरिक के रूप में उनकी के लिए आप क्या कदम उठाएंगे, इस पर चर्चा करें।

2. सृजनात्मक अभिव्यक्ति (कविता एवं चित्र निर्माण)

निम्नलिखित में से किसी एक विषय पर अपनी स्वरचित कविता लिखें और उससे संबंधित एक सुंदर चित्र बनाएँ या चिपकाएँ विषय 1: समाज में पुरुष और महिलाओं के मध्य समानता और न्याय।

विषय 2: सामाजिक शांति और सुरक्षा व्यवस्था।

3. राजस्थान तथा नागालैंड राज्यों पर शोध-कार्य

दोनों राज्यों की सामाजिक और सांस्कृतिक विरासत का तुलनात्मक अध्ययन करते हुए एक प्रोजेक्ट फ़ाइल तैयार करें, जिसमें निम्नलिखित बिंदु शामिल हों।

वेशभूषा और खान-पान - दोनों राज्यों के पारंपरिक परिधानों और मुख्य व्यंजनों का सचित्र वर्णन।

लोक संस्कृति: दोनों राज्यों के प्रमुख लोकगीत, लोक नृत्य और वहाँ मनाए जाने वाले मुख्य उत्सव।

ऐतिहासिक झलक: दोनों क्षेत्रों के प्रमुख शासकों और उनके द्वारा निर्मित स्मारकों की संक्षिप्त जानकारी।

FRENCH

Instructions:-

1. Submission of work on the first day of the school reopening after summer break.
2. To maintain neatness, originality & creativity in work.
3. Balance homework with familytime, have fun & Enjoy Learning!

1. Activite de vocabulaire :

Write in french the words like electricity, to save the electricity, to switch on/off
To waste, fan, AC , to match french words with the meanings and to make one sentence
With every word. To add pictorial illustrations to them.

2. Paragraph writing

Write in 5 lines on the topics given below in NBs & to speak on any one topic.

1. L'Importance de l'electricite.
2. Sauver l'eau (To do with pictorial description)

3. AIP TOPIC—A comparative study on Rajasthan & Nagaland

“Les fêtes et la culture:” – The festivals & culture.



SANSKRIT



1. A4 साइज शीट पर विद्या पर आधारित पाँच संस्कृत भाषा में सूक्ति लेखन कीजिए ।
2. किन्हीं 10 जलीय जीवों के चित्रों सहित संस्कृत नाम लेखन कीजिए
3. जीवन में योग के महत्व पर संस्कृत भाषा में पाँच पंक्तियाँ लिखिए

[एक भारत श्रेष्ठ भारत]

1. नागालैण्ड - राजस्थान द्वयोः राज्ययोः जनानाम् जीवनवृत्तेः साधनान
2. नागालैण्ड - राजस्थान द्वयोः राज्ययोः कृषि- व्यवस्था
3. नागालैण्ड - राजस्थान द्वयोः राज्ययोः भौगोलिकपरिस्थिति -आधारिताः आहाराः
4. नागालैण्ड - राजस्थान द्वयोः राज्ययोः प्राकृतिक - सौंदर्यम्
5. नागालैण्ड - राजस्थान द्वयोः राज्ययोः प्रमुखाः उत्सवाः
6. नागालैण्ड - राजस्थान द्वयोः राज्ययोः जनानाम् जीवनवृत्तेः साधनानि
7. नागालैण्ड - राजस्थान द्वयोः राज्ययोः जनानाम् वेशभूषा
8. नागालैण्ड - राजस्थान द्वयोः राज्ययोः प्रमुखाः नृत्या

स्मरणात्मक

चिन्मयमिशन श्लोकोच्चारण प्रतियोगिता 2026 हेतु अध्याय - 12 में से श्लोक संख्या 1 से 18 तककंठस्थ करें।



MATHEMATICS

GENERAL INSTRUCTIONS:

- Attempt all the activities in A-4 size sheet.
- Revise all the work done till now.
- In case of any query contact your subject teacher.

ACTIVITY – 1

Make a summarized table showing total points obtained for all the nutrients on daily basis for 10 days as shown below:

Kindly note:

1 Point for: The presence of nutrients in the diet for that date.

0 Point for: The absence of nutrient in the diet for that date Carbohydrates, Proteins, Vitamins, Minerals, Fats

| Date | Carbohydrates | Proteins | Vitamins | Minerals | Fats | Total Points |
|------|---------------|----------|----------|----------|------|--------------|
| | | | | | | |
| | | | | | | |
| | | | | | | |

ACTIVITY – 2

ART INTEGRATED PROJECT

Research and learn about traditions, culture, languages ,art forms etc of – Paired states Rajasthan and Nagaland for Art integrated project.

ACTIVITY – 3

A park is rectangular with length 60m and width 40m.

- Find the area of the park.
- 25% of the park is reserved for greenery. Find the area of the green space.
- Why is increasing green area important in cities.

ACTIVITY – 4

Prepare a poster on any one of the following –

1. Mathematical Rangoli
2. Mathematics in nature
3. Mathematics in architecture



SCIENCE

PART 1: ART INTEGRATED PROJECT (AIP)

THEME: COMPARATIVE STUDY – NAGALAND & RAJASTHAN

Project Requirements & Submission

The project must be completed in a **maximum of three pages** within a neat, labeled file. **It should include:**

- An introduction to both states.
- A comparative study highlighting similarities and differences.
- Scientific explanations, facts, and data.
- Creative presentation using diagrams, charts, pictures, or models.
- A conclusion and a list of information sources.
- Student will work on the topic which is assigned to their group.

| Topic Area | Group | Scientific Focus |
|----------------------|-------|--|
| Food & Cuisine | 1 | Compare traditional habits and cuisines. Study nutritional value, cooking methods, food preservation techniques, and the influence of climate. |
| Distinct Animals | 2 | Study unique animals in both states. Compare their habitats, adaptations, food habits, and ecological importance |
| Crops & Agriculture | 3 | Compare major crops, soil types, irrigation methods, seasonal farming, and specific agricultural practices. |
| Science & Technology | 4 | Explore scientific institutions, technological developments, innovations, and research contributions from both states. |
| Architecture | 5 | Compare traditional and modern structures, construction materials, designs, and climate-based adaptations. |
| Climate | 6 | Study temperature, rainfall, seasons, and vegetation. Analyze the impact of climate on lifestyle and agriculture. |

PART 2: SCIENCE OF SURVIVAL – LIFE SKILLS

“Knowledge saves lives. Science guides action.”

This portion of the holiday homework must be covered in six pages and included in the same file as the AIP. It focuses on how scientific understanding and quick decision-making can save lives during emergencies.

Holiday HW covers SDG 3: Good Health and Well-being (Primary Goal) This goal aims to ensure healthy lives and promote well-being for all at all ages. By learning to manage choking, bleeding, or fainting, you are developing skills that contribute to target 3.6 (reducing accidents/ injuries/deaths/disasters) and general emergency health management.

Section A – Science of Disasters (Page 1)

Task 1: Disaster Detective

Choose **ONE** disaster (Earthquake, Flood, Fire, Landslide, Heatwave, Lightning, or Building Collapse) and research:

- The scientific reason behind it.
- Warning signs and safety measures.
- Scientific tools used for prediction.
- Survival tips.

Section B – Life Saving Science (Page 2)

Task 2: First Aid Scientist

Learn and write about any **three** emergency responses for any **TWO** (Minor burns, Nosebleed, Cuts/bleeding, Sprain, Choking, Fainting, or Snake/insect bites). For each, explain:

- What happens scientifically in the body.
- Immediate actions to take.
- What should **NOT** be done.

Section C – Presence of Mind Challenge (Page 3)

Task 3: “What Would You Do?”

Write solution to any **ONE** the following situations think scientifically:

- Lift gets stuck.
- Earthquake starts in the classroom.
- Friend gets an electric shock.
- Gas leak in the kitchen.
- Mobile battery catches fire.
- Someone faints during assembly.

Section D – Survival Skills (Page 4)

Task 4: Survival Toolkit

Prepare a mini emergency kit and **share its photo**.

The kit must include: a torch, batteries, whistle, water bottle, basic medicines, bandages, emergency contacts, and a notebook/pencil. Write the **scientific importance** of each item.

Section E – Science Experiments (Page 5)

Task 5: Hands-on Safety Science

Take up **ONE** of the following activities and write about in file attach picture/ photo/ drawing:

Activity 1 (Fire Triangle): Understand how Heat, Fuel, and Oxygen, carbon di oxide, water interact to start or stop fire.

Activity 2 (Water Filtration): Create a filter using sand, gravel, cotton, and charcoal. Explain the purification process scientifically attach picture.

Activity 3 (Friction and Rescue): Study why ropes grip better and explain the science of friction.

Section F – Interview Project & Reflection (Page 6)

Task 7: Learn from Heroes

Interview a professional (Doctor, Nurse, Firefighter, Police, Army personnel, or Elder) about an emergency they faced, what saved them, and how science helped.

Reflection Journal: Write a 60 word response to: "If I were in an emergency, how would science help me stay calm, think wisely, and save lives?"

NOTE- For work use both side of page .Submit file when school Re-opens after Summer Break.

SOCIAL SCIENCE

Art Integrated Project

Theme: Shape Your City – Innovation & Sustainability

Group Project Work (7 Groups)

Group 1 – Water Management & Conservation methods of Rajasthan & Nagaland

- Explain the importance of water conservation in Desert and foothills of Himalayas
- Highlight the traditional methods of Rainwater harvesting practices in Rajasthan & Nagaland
- Paste pictures or draw ancient rainwater conservation structures of Rajasthan and Nagaland

Group 2 – Urban Development & sustainable Smart Cities of Rajasthan and Nagaland

- What is a sustainable smart city in your views
- Hint: Clean roads, smart traffic, green buildings, waste segregation, drainage system
- Referring the hints given above, draw a structure of sustainable smart city

Group 3 – Sustainable Agricultural practices in Rajasthan and Nagaland

- Differentiate between traditional and modern farming technique
- Write 5 lines on Sustainable agricultural practices used in Rajasthan and Nagaland
- Write one major crop grown in both the states along with the geographical conditions required

Group 4 – Disaster Management

- Describe in Brief the importance of disaster management
- Mention the different types of natural disasters experienced by the people of Rajasthan & Nagaland
- Hint: People in Rajasthan experience droughts, heatwaves, and water scarcity, while people in Nagaland face floods, landslides, and soil erosion due to heavy rainfall
- Referring the hints given above write 3 safety measures often used by people facing such disaster to show their Disaster preparedness

Group 5 – Waste Management practices in Rajasthan & Nagaland

- Types of waste (biodegradable/non-biodegradable) generated in both the states
- How 3Rs: Reduce, Reuse, Recycle can be incorporated in both the states
- Write the steps taken by you in waste management
- Click some pictures of Composting practiced by you and paste them with your project

Group 6: Environment, Flora-Fauna (Rajasthan and Nagaland)

- Climate of Rajasthan and Nagaland
- Types of Forests
- State tree, State Animal and State bird
- Famous environmentalist of Nagaland working on waste management- Thungbeni Murry
- Famous environmentalist of Rajasthan who promoted water conservation through traditional

rainwater harvesting- Anupam Mishra

Project Format (For Each Group)

1. Cover Page
 2. Certificate
 3. Acknowledgement
 4. Index
 5. Introduction
 6. Main Content (Any case study)
 7. Conclusion
 8. Bibliography (Source of Information)
- Note: The project file should be handwritten

Rubrics

- Content Accuracy – 2
 - Creativity & Art Work – 3
 - Presentation & Neatness – 2
 - Team Work – 2
 - Completion on Time - 1
- Total - 10

Subject Enrichment Project

Topic: Constitution of India – Fundamental Rights & Fundamental Duties

Learning Objectives:

- Understand the importance of the Constitution of India
- Learn about Fundamental Rights and Duties
- Develop responsible citizenship

Instructions for Students:

- Prepare a 3–5-page project file
- Use headings, drawings, examples, and creativity
- Each student will work on a different individual task as assigned

Individual Activity

Roll No. 1–5: Constitution Basics

1. Define Constitution and its importance
2. Features of Indian Constitution
3. Preamble explanation
4. Why do we need laws?
5. Role of Constitution in democracy

Roll No. 6–15: Fundamental Rights

6. Meaning of Fundamental Rights
7. List and brief explanation of all rights
8. Right to Equality (with examples)
9. Right to Freedom (daily life examples)
10. Right against Exploitation
11. Right to Freedom of Religion
12. Cultural & Educational Rights
13. Right to Constitutional Remedies
14. Importance of Fundamental Rights
15. Case study of rights violation

Roll No. 16–25: Fundamental Duties

16. Meaning of Fundamental Duties
17. List of all Fundamental Duties
18. Explain any 3 duties
19. Explain any 5 duties
20. Importance of duties in daily life
21. Duties of students
22. Duties towards environment
23. Duties towards nation
24. Role of citizens in maintaining unity
25. Real-life examples of responsible citizens

Roll No. 26–35: Application & Creativity

26. Difference between Rights and Duties
27. Why Rights and Duties go together
28. Poster on “Be a Responsible Citizen”
29. Slogan writing (5 slogans)
30. Write a note: “If I were a law maker”
31. Write a note: “My duties as a citizen”
32. Draw and explain Fundamental Rights symbols
33. Role play script on rights & duties
34. Create a comic strip on rights
35. Write 5 situations showing use of rights

Creative Component (Compulsory):

- At least 1 drawing/poster/chart
- Use of color and neat presentation

Rubrics

Content Accuracy – 3
Creativity – 2
Viva – 3
Completion & effort-2
Total-10

COMPUTER SCIENCE

Mini Website related to SDGs

Create a simple mini website (using HTML/CSS or any easy tool) that focuses on Sustainable Development Goals.

ART

Activity Plan: Plastic Bottle Craft (SDG 14: Life Below Water)

Topic: My Piggy bank,
Marine Life – Eco Art for Ocean Conservation



Clay Modelling

Topic: Paper Mâché Animal Shape Calendar

Students will create a **3D animal-shaped model** using paper mâché and attach a **monthly or yearly calendar** to it.
