

Happy Summer Holidays



MGD Girls' School, Jaipur

Session 2026-27

Class 9 (CBSE)

We wish you joy and fun .Be responsible . Enjoy
your vacation and travel safely.



Hindi

1. निम्नलिखित विषयों में से किसी एक विषय पर 200- 250 शब्दों में एक सचित्र लघु कथा लिखिए –

* आखिरी पेड़ * नदी की पुकार * जब हवा बीमार हुई * प्लास्टिक का पहाड़

2. पर्यावरण संरक्षण को एक कर्तव्य मानते हुए स्वयं द्वारा किए गए पर्यावरण – संरक्षण

के प्रयासों को बताते हुए 5-7 दिनों का डायरी -लेखन कीजिए ।

3. अपने दादा-दादी / नाना-नानी के समय की छोटी-छोटी बचत की आदतों के बारे में चर्चा करते हुए उनके साक्षात्कार का एक संक्षिप्त वीडियो तैयार कीजिए ।

4. राजस्थान एवं नागालैंड राज्यों पर निम्नलिखित विषयों पर शोधकार्य (RESEARCH) कीजिए एवं प्रायोजना-कार्य कक्षा प्रस्तुतीकरण हेतु तैयार कीजिए –

1. नागालैंड और राजस्थान के प्रमुख साहित्यकार

2. नागालैंड और राजस्थान के लोकगीत एवम लोकनृत्य

3. नागालैंड और राजस्थान के प्रमुख पर्यटन स्थल

4. नागालैंड और राजस्थान के हस्तकला उद्योग

5. प्रमुख त्योहार एवम रीति-रिवाज

6. नागालैंड और राजस्थान की भौगोलिक विशेषताएँ

5. अपनी रूचि के अनुसार किसी भी पुस्तक (कहानियाँ, उपन्यास, आत्मकथा, नाटक कविताओं आदि) का अध्ययन करें और उसमें आपको कौनसे पात्र और बातें सकारात्मक और अच्छी लगीं, लिखिए ।

Sanskrit

निर्देशाः – छात्राः अवकाश-गृहकार्यं स्व-कार्यपुस्तिकायां कुर्वन्तु।
परियोजना-कार्याय A4-आकारस्य सञ्चिकायाः प्रयोगः करणीयः।

ग्रीष्मावकाश-गृहकार्यम् –

1. अव्ययानां प्रयोगं कृत्वा पर्यावरणस्य महत्त्वविषये पञ्चवाक्यानां निर्माणं कुर्वन्तु।
2. प्रकृति-संरक्षण-विषये मित्रयोः मध्ये संवाद-लेखनं कुर्वन्तु।
3. प्रत्ययानां प्रयोगं कृत्वा 'स्वस्थं पर्यावरणम् एव जीवनम्' इति विषये अनुच्छेद-लेखनं कुर्वन्तु।

4. अपठित-गद्यांशानाम् अभ्यासं कुर्वन्तु।

(द्वयम्)

5. शब्दरूपाणां धातुरूपाणां च लिखितं मौखिकं च अभ्यासं कुर्वन्तु।

6. चिन्मय-मिशन-श्लोकोच्चारण प्रतियोगिता हेतोः श्रीमद्भागवत् गीतायाः द्वादशः अध्यायात् श्लोक संख्या एकतः अष्टादश पर्यन्तम् श्लोकानां स्मरणं कुर्वन्तु।

7. (AIP) कला-समन्वित-परियोजना

एकः भारतः – श्रेष्ठ भारतः

नागालैण्ड-राजस्थान-राज्याभ्यां सम्बद्धान् शीर्षकान् समूहानुसारेण प्राप्य परियोजना कार्यम् कुर्वन्तु ।

1. नागालैण्ड – राजस्थान द्वयोः राज्ययोः जनानाम् जीवनवृत्तेः साधनानि ।
2. नागालैण्ड – राजस्थान द्वयोः राज्ययोः राज्ययोः कृषि-आधारिता जीवनवृत्तिः ।
3. नागालैण्ड – राजस्थान द्वयोः राज्ययोः भौगोलिकपरिस्थिति- आधारिताः आहाराः ।
4. नागालैण्ड – राजस्थान द्वयोः राज्ययोः प्राकृतिक- सौंदर्यम् ।
5. नागालैण्ड – राजस्थान द्वयोः राज्ययोः राज्ये ऋतु-अनुसारम् कृषि-उपजाः ।
6. नागालैण्ड – राजस्थान द्वयोः राज्ययोः प्रमुखाः उत्सवाः ।
7. नागालैण्ड – राजस्थान द्वयोः राज्ययोः प्रमुखाः नृत्याः जनानाम् वेशभूषा च

french

Class presentation and all the work should be in French language.

Create a PowerPoint Presentation on "Votre education et ecole ideale"

Topic : Your ideal school & educational ideas. To make it pictorial.

To make an "Affiche /Poster on "Education pour tous"(Education for all" in french.

Art education (painting)

Students are required to create **one complete water colour composition** based on the theme "Nature".

You can choose any one subject from the following:

- Landscape (mountains, rivers, sunset, village scene, etc.)
- Floral composition (flowers, garden, bouquet, etc.)
- Animals (domestic or wild)
- Birds (in natural surroundings)
- Any creative nature-based scene

Material Required:

- Puna handmade sheet(A3 size)
- Water colours (cake colours, tube colours)
- Brushes (different sizes)
- Pencil, eraser
- Palette and water container

English

TASK 1:

During your holidays, let's explore how important skills and craftsmanship are in our lives.

Read the story "Quality" by John Galsworthy, on Page 52 of Kaveri Book. You will understand how handmade work is different from machine-made products. Now, you will connect this idea with traditional Indian pottery.

1. Explore and Create

Choose any one pottery style. Design your own pottery item. (draw/colour/make a simple model)

- If you make a model, click a picture and paste it in your project.

2. Review Writing

Write a review of 'Quality' in (150–200 words) highlighting:

- Importance of skill and craftsmanship
- Decline of traditional crafts due to industrialisation

3. Think and Write

In 80–100 words, write:

- How pottery is good for the environment?
- Why we should use handmade products more?
- How this connects to Sustainable Development Goal 12?

Instructions

- Complete the work on separate A4 sheets which must be filed in a cardboard file or use a scrapbook. (NO PLASTIC FILES TO BE USED)

- Add a cover page and arrange everything properly.
- Refer to 'Learning Beyond the Text – Page 51' (Kaveri) for ideas and examples while doing the project.
- **SUBMISSION DATE: 3 JULY 2026**

TASK 2:

Dear students

The famous writer, C S Lewis said, "***Literature adds to reality, it does not simply describe it.***"

Reading is not merely a habit; it is a quiet awakening of the mind and spirit. In an era of fleeting distractions, reading anchors the mind, refines language, nurtures imagination and cultivates patience, focus, empathy, perspective, and discernment.

Books are faithful companions, reflecting our inner selves while opening vistas beyond our immediate world. Therefore, we would like to share a list of readable books with you. Knowing, for sure, that you will read the maximum number of books from the given list.

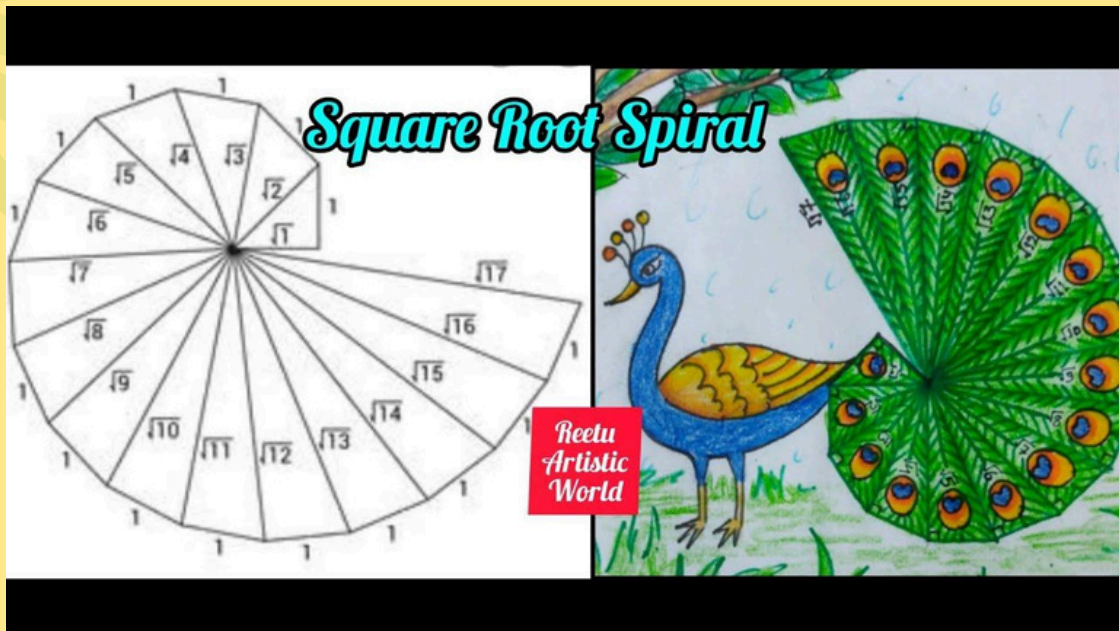
1. The Importance of Being Earnest- Oscar Wilde
2. Brave New World- Aldous Huxley
3. To Kill a Mocking Bird- Harper Lee
4. Jonathan Livingston Seagull- Richard Bach
5. The Little Prince- Antoine de Saint-Exupéry
6. Wise and Otherwise- Sudha Murthy
7. Kabuliwalah- Rabindranath Tagore
8. The Anxious Generation- Jonathan Haidt

You may add more to the list and share with your friends and teachers.

Mathematics

1.SQUARE ROOT SPIRAL ACTIVITY:

Using your own creativity draw an interesting fig to show square root spiral.(example shown below)

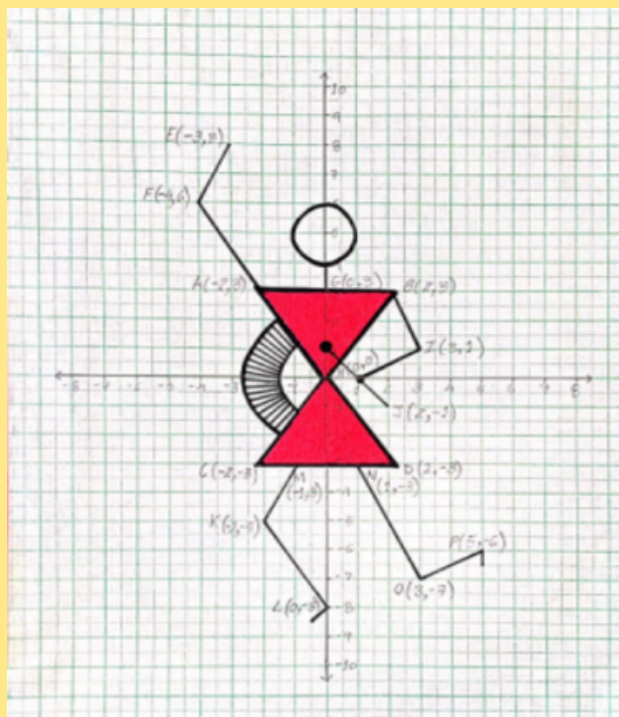


2.COORDINATE GEOMETRY ACTIVITY:

Plot coordinates(points) in a cartesian plane.

You are free to select coordinates. Using these coordinates make a drawing that reflects

Your creative skills.(A fig for reference is shown here.)



3. Do research work for art integrated project under Ek Bharat Shreshtha Bharat paired states Rajasthan and Nagaland.

4. Maintain a habit journal of all the bags you collect due to online and offline shopping (groceries, clothes etc.). How many paper, plastic, and cloth bags did you use in 21 days? If all of these bags are put into a box and one is taken out randomly, calculate :

- Probability of selecting eco-friendly bag
- Probability of selecting plastic bag

Suggest one way you can reduce plastic bag usage based on your data.

Science - Chemistry

Do the following questions in notebook.

1. When 3.0 gm of carbon is burnt in 8.0 gm oxygen, 11.0 gm of carbon dioxide is produced.

What mass of carbon dioxide will be formed when 3.0 gm of carbon is burnt in 50.00 gm of oxygen? Which law of chemical combination will govern your answer?

(ii) If 10 grams of CaCO_3 on heating gave 4.4g of CO_2 and 5.6g of CaO , show that these observations are in agreement with the law of conservation of mass. (Based on Law of conservation of mass)

2. What is a cation and anion? Give two-two examples each of cation and anion.

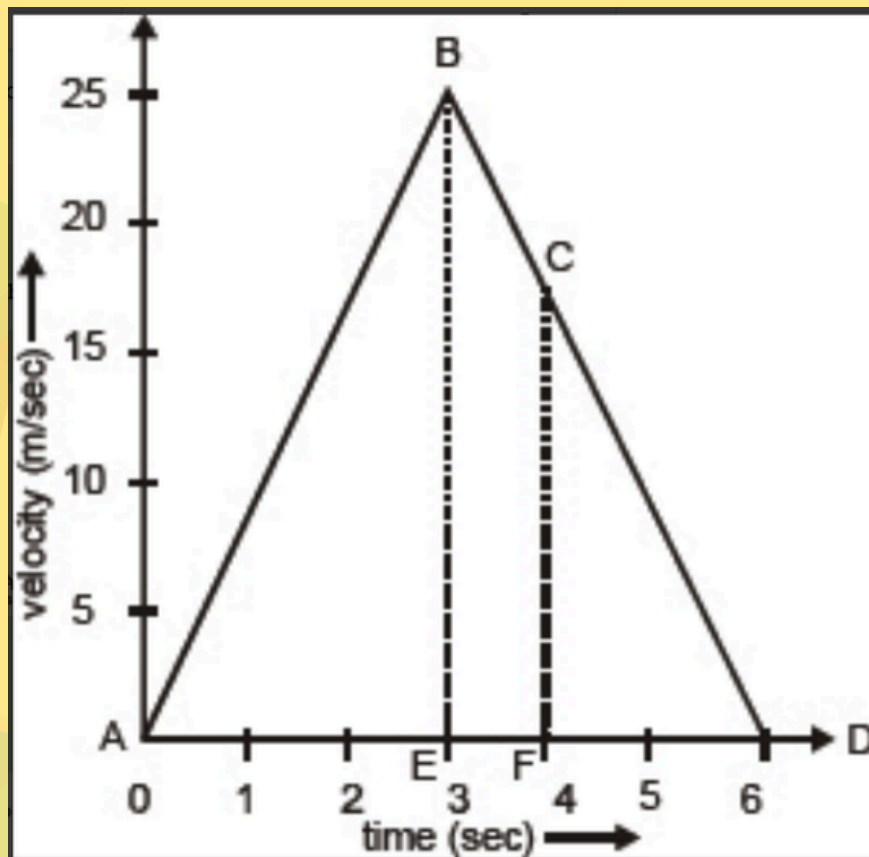
3. If number of electrons in an atom is 8 and the number of protons is also 8, then

- What is the atomic number of the atom?
- What is the charge on the atom?

Science - Physics

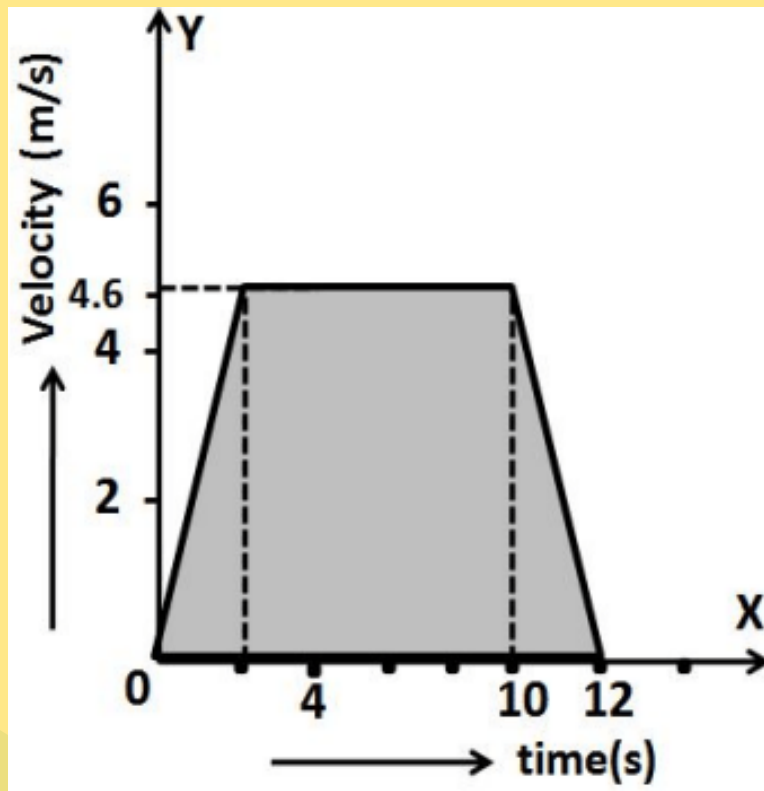
Do the following questions in notebook.

1. A car moves with a speed of 30 km/h^{-1} for half an hour, 25 km/h^{-1} for one hour and 4 km/h^{-1} for two hours. Calculate the average speed of the car.
2. Study the velocity-time graph and calculate.
 - (a) The acceleration from A to B
 - (b) The acceleration from B to C
 - (c) The distance covered in the region ABE
 - (d) The average velocity from C to D
 - (e) The distance covered in the region BCFE



3. The velocity time graph of an ascending passenger lift is given below. What is the acceleration of the lift:

- (i) during the first two seconds
- (ii) between 2nd and 10th second
- (iii) during the last two seconds.



Science - Biology

Prepare Biology portfolio for Internal assessment-

Biology Portfolio must be done in a proper file. It must include:

1. Cover Page:

- Heading: _
- Name: __
- Class: __
- Roll No.: __

2. Index:

- Cell Mind Map
- Cell Assessment
- Tissue Mind Map
- Tissue Assessment
- Reproduction Mind Map
- Reproduction Assessment

3. Mind Map 1: Any one topic from chapter Cell

4. Assessment of mind map (Topic cell):

- Self: __
- Peer: __
- Teacher: __

5. Mind Map 2: Any one topic of Chapter Tissue

6. Assessment of mind map (Topic-Tissue):

- Self: __
- Peer: __
- Teacher: __

7. Mind Map 3: Any topic from Chapter-Reproduction

8. Assessment of mind map:

- Self: __
- Peer: __
- Teacher: __

Social Science

Individual Project: Disaster Management

Each student is required to complete an individual project focusing on disaster management.

The project Should cover any one of the following natural disasters (topic to be assigned by the respective subject teacher):

1. Earthquake
2. Flood
3. Tsunami
4. Drought
5. Cyclone

Social Science Art integrated project

Ek Bharat Shrestha Bharat Programme.

Paired State: Rajasthan And Nagaland

PREPARATION OF THE PROJECT-

1. Class will be divided into groups (of 6) by the class teacher.
2. Each group will be assigned certain topics/theme to work on under a common project.
3. Class-wise Themes/topics will be shared shortly
4. The project writing will be done during the regular school time.
5. The group/class teacher can choose a group leader.
6. Work will be further divided mutually among the group members.

SUBMISSION –

1. Each group member will do the assigned work in a file / loose sheets (hard copy) as instructed.
2. Each student will write their name, class, section on the sheet completed and will give the sheet to the group leader.

3. Group leader will collate all the sheets and prepare a file along with the index page and submit it to her Class Teacher.
4. The number of pages should not exceed 6 to 7. Marks will be deducted in case sheets exceed the given number.
5. All the individual work of the students in files will also be collated with pictures/images as a complete file of the Group and will be submitted to the Class Teacher.

ASSESSMENT –

1. AIP project will be assessed in the month of August.
2. Each group will present the Project on the assigned date of Assessment for their class.
3. Each member will present the sheet/page which is prepared by her.
4. Assessment will be based on the Project and question answers based on their presentation.
5. Assessment marks will be included in the Subject Enrichment Activity.
6. Assessment Rubrics will be shared. AIP (Social Science) – Rajasthan and Nagaland

Group 1: Location and Climate

Group 2: Physical Features

Group 3: Rivers and lakes.

Group 4: Tribals and People

Group 5: clothing and Handicraft

Group 6: Culture of Nagaland and Rajasthan



HOMEWORK TIPS FOR TEENS



Work smarter, not harder.



SET A SCHEDULE

Pick a regular time that works for you; consistency builds routine.

LIMIT DISTRACTION

Put your phone on silent or use focus apps to stay in the zone.



PRIORITIZE TASKS

Start with what's due soon or what takes the most brainpower.



TAKE A BREAKS

Use the 25/5 rule: 25 minutes work, 5 minutes break to recharge.



